

CARIANI – BUILDERS' CHOICE

inches (mm)

72 x 42 x 19 (1830 x 1065 x 485) • Fax on Demand #5125

SOAKER MODEL #8072620

WHIRLPOOL MODEL #8072621



AQUATIC ADVANTAGE

- National distribution
- 5 manufacturing facilities
- Private fleet
- Centralized customer service
- Field support
- 24-hour fax-on-demand

COLOR & TRIM OPTIONS

Stock

Almond (C)
Bone (C)
Linen/Biscuit (C)
Sterling Silver (C)
White (C)

C = Color Matched Trim

FEATURES

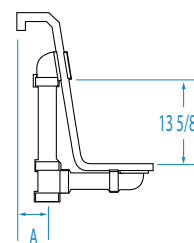
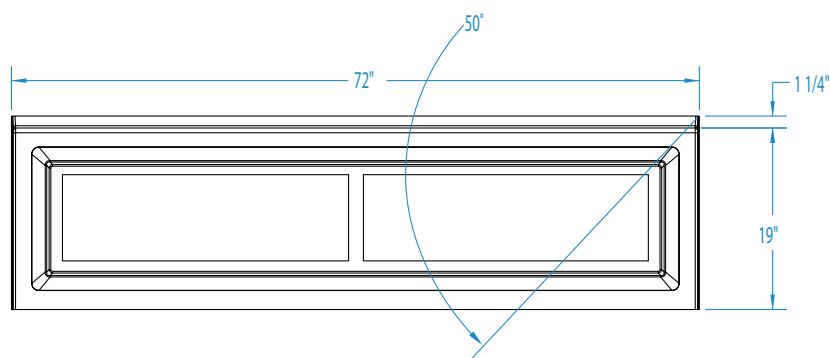
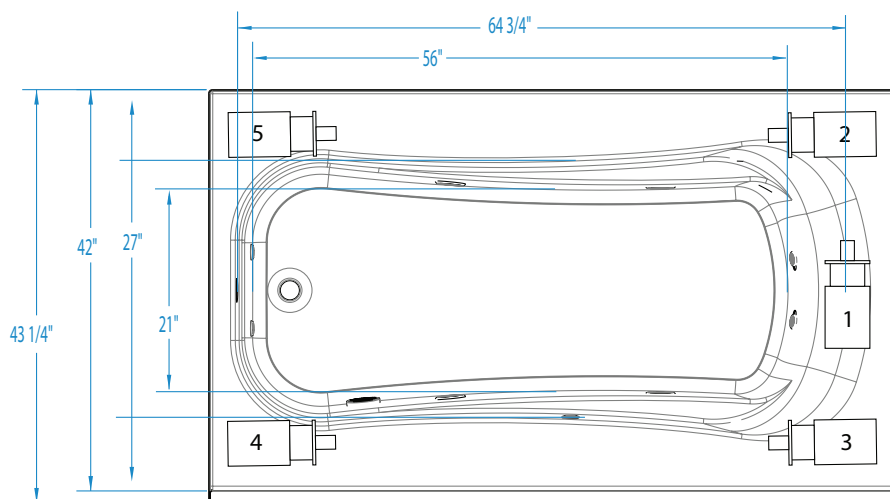
- 8 hydrotherapy jets
- .75 hp pump
- Advanced safety suction system
- Bath-side on/off button
- Integral skirt
- Integral tile flange
- Sculpted armrests
- Slip-resistant floor
- LH or RH drain
- Lucite cast acrylic surface
- Limited 10-year warranty

OPTIONS

- Comfort pillow:
Biscuit, Black, White
- 1.5kW inline maintenance heater
- Cable drive waste & overflow:
Chrome, Oil Rubbed Bronze,
Polished Brass, Brushed Nickel,
Color Matched (Biscuit,
Bone, White)
- Lift & turn waste & overflow:
Chrome, Oil Rubbed Bronze,
Polished Brass, Brushed Nickel
- Optional pump location



CARIANI

 72 x 42 x 19 (1830 x 1065 x 485)
 inches (mm)

FEATURES lbs (kg) Dimensional Tolerance $\pm 3/8"$. Dimensions needed for site preparation should be measured from the unit. Aquatic assumes no responsibility for preparatory work.

Type and Model #	Material	Jets	Pump	Heater	Controls	Drain	Pkg. Wt.
Soaker #8072620	Acrylic	0	-	-	-	LH or RH	141 (64)
Whirlpool #8072621	Acrylic	8	0.75 HP	1.5kW inline (optional)	Pneumatic	LH or RH	191 (87)

DIMENSIONS inches (mm)

Width Overall / Net	Depth Overall / Net	Height Overall / Net	Skirt Height
72 (1830)	43 1/4 (1100) / 42 (1065)	20 1/4 (515) / 19 (485)	19 (485)

SUMP DATA inches (mm)

Capacity to Overflow gal (ltr)	Min. Operating Capacity gal (ltr)	WIDTH @ centerline		DEPTH @ centerline	
		Top	Bottom	Top	Bottom
74 (280)	60 (227)	64 3/4 (1645)	56 (1420)	27 (685)	21 (535)

PLUMBING DIMENSIONS inches (mm)

A	Drain to Overflow	Drain Diameter / Clearance
2 1/4 (55)	13 5/8 (345)	2 (50) / 1 1/4 (30)

ELECTRICAL DATA

Component	Specification	Requirement
Pump	.75 HP; 5 AMP; 120 V	15 AMP; 120V, separate circuit; Class A GFCI

NOTES:

1) Where applicable, utilize cut-out templates packed with unit for deck cutouts.

2) 16 x 20 (405 x 510) minimum access required at pump/blower location(s).