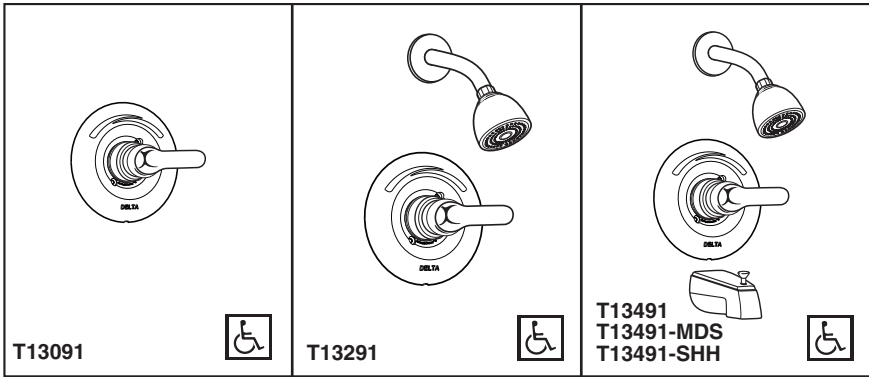




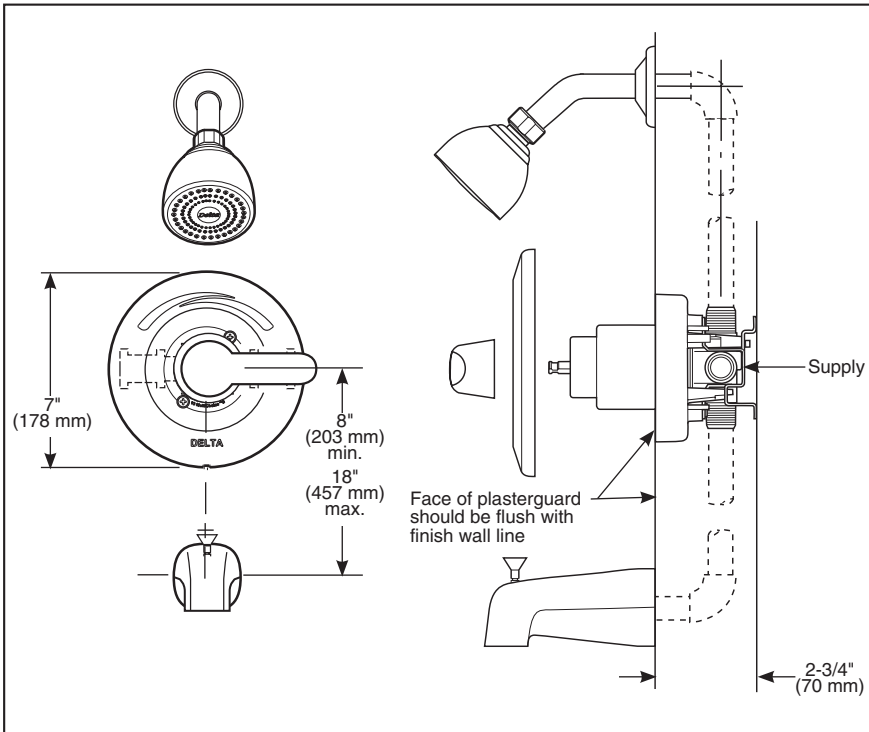
**HDF<sup>®</sup>**  
**COMMERCIAL**

# Tub and Shower Faucet Trim



Submitted Model No.: \_\_\_\_\_

Specific Features: \_\_\_\_\_



- Valve Only (T13091)
- Shower Only (T13291)
- Tub/Shower (T13491)

**STANDARD SPECIFICATIONS:**

- Monitor<sup>®</sup> 13 Series pressure balanced bath mixing valve with Scald-Guard<sup>®</sup>.
- Maintains a balanced pressure of hot and cold water even when a valve is turned on or off elsewhere in the system.
- Back-to-back installation capability.
- Temperature only controlled with metal lever handle.
- Field adjustable to limit handle rotation into hot water zone.
- 120° maximum handle rotation.
- All parts replaceable from the front of the valve.
- Touch-Clean<sup>®</sup> Showerhead/1 Spray Pattern (T13291, T13491)
- Touch-Clean<sup>®</sup> Showerhead/3 Spray Pattern (T13491-SHH)
- Tub Filler with Pull-up Diverter (T13491)
- Metal Tub Filler with Pull-up Diverter (T13491-MDS)
- Red/blue non-removeable marking on escutcheon

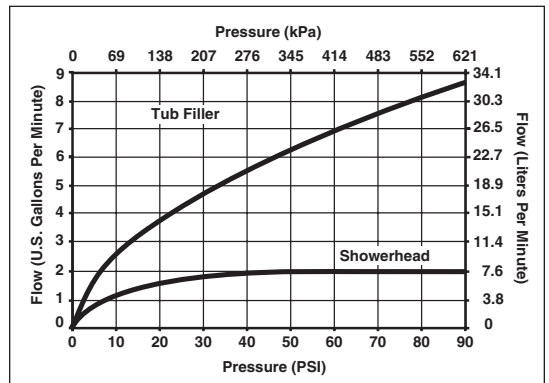
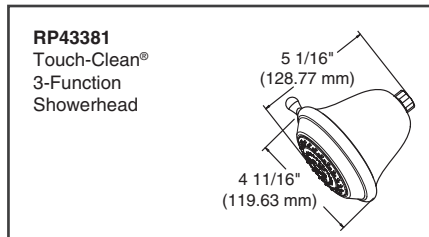
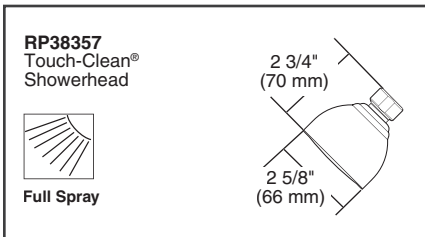
**R10000-UNWS Rough-In**

- For use with MultiChoice<sup>®</sup> Universal rough valve body – Order separately



**COMPLIES WITH:**

- ASME A112.18.1
- CSA B125
- ☑ Indicates ADA compliance to ICC/ANSI A117.1
- ASSE 1016



Delta reserves the right (1) to make changes in specifications and materials, and (2) to change or discontinue models, both without notice or obligation. Dimensions are for reference only. See current full-line price book or [www.specselect.com](http://www.specselect.com) for finish options and product availability.