



IN2ITION[®]

- 2-In-1 shower
- 5-spray settings handshower
- Touch-Clean[®] nozzles

STANDARD SPECIFICATIONS:

- Integrated handshower docks securely into showerhead when not in use.
- Operate hand shower, showerhead or use both at the same time.
- 3-way diverter activates sprays.
- Easy turn spray lever for simple spray selection.
- 60" - 82" stainless steel stretchable hose.
- Maximum flow rate 2.5 gpm (9.5 L/min) @ 80 PSI.
- Actual water consumption 2.1 gpm (8.0 L/min) @ 45 psi.
- For use with automatic compensating valves rated at 2.0 gpm (7.6 L/min) or less.

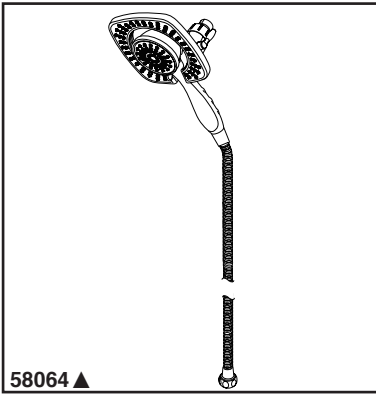
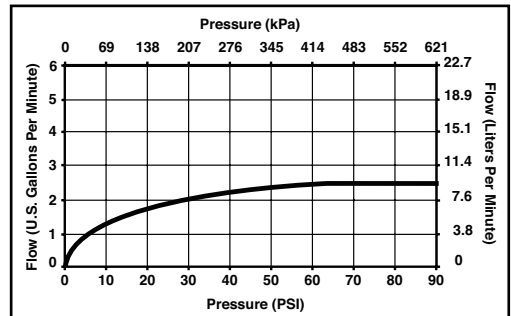
WARRANTY

- Lifetime limited warranty on parts (other than electronic parts and batteries) and finishes; or, for commercial users, for 5 years from the date of purchase.
- 5 year limited warranty on electronic parts (other than batteries); or for commercial users, for 1 year from the date of purchase. No warranty is provided on batteries



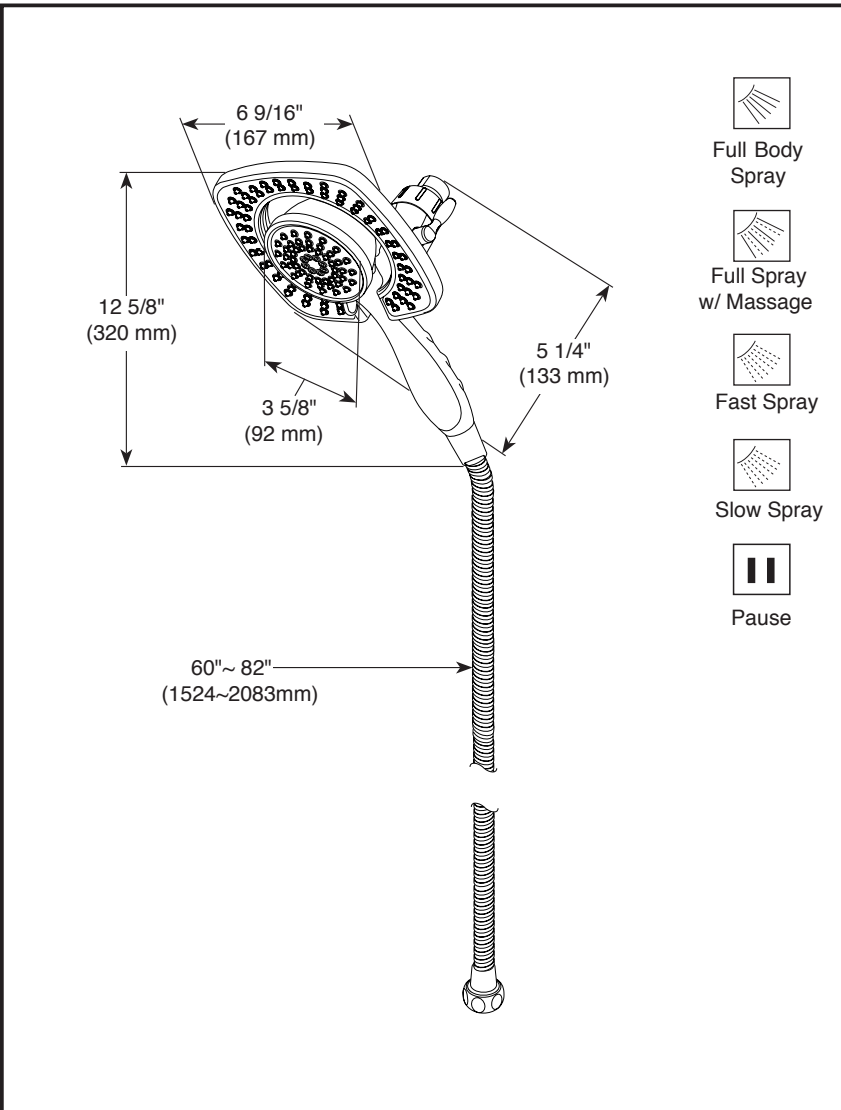
COMPLIES WITH

- ASME A112.18.1 / CSA B125.1 ◆
- ◆ Your Delta Faucet handshower incorporates a backflow protection system that has been tested to be in compliance with ASME A112.18.3 and ASME A112.18.1/CSA B125.1. It incorporates two certified check valves in series, which operate independently and are integral, nonserviceable parts of the wand assembly.



Submitted Model No.: _____

Specific Features: _____



▲ Designate proper finish suffix

Delta reserves the right (1) to make changes in specifications and materials, and (2) to change or discontinue models, both without notice or obligation. Dimensions are for reference only. See current full-line price book or www.deltafaucet.com for finish options and product availability.

DSP-B-58064 Rev.A



55 E. 111th Street, Indianapolis, Indiana 46280
 350 South Edgeware Road, St. Thomas, Ontario Canada N5P 4L1
 © 2013 Masco Corporation of Indiana