



VITREOUS CHINA

TOILET
21-918

LAVATORIES

TOILETS

BIDETS / URINALS

CAST IRON



MAXWELL® 1.28 ErgoHeight™, Elongated Toilet

12" Rough-in

Features:

- 1.28 gpf/4.8 Lpf high efficiency two-piece toilet
- Elongated ErgoHeight™ bowl
- Dual-fed siphon jet
- Pilot fill valve
- 3" flush valve
- 2" glazed trapway
- Color matched front tank lever
- Optional insulated non-sweating tank (28-992)
- Optional right-handed trip lever (28-990-97)
- Available in White, Bone and Biscuit
- 2 bolt caps
- ADA Compliant

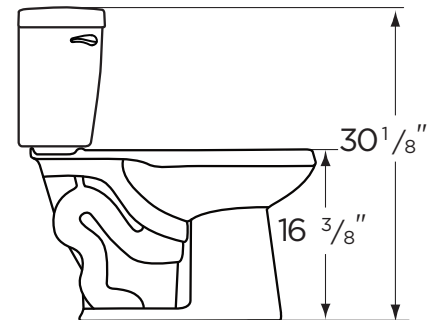
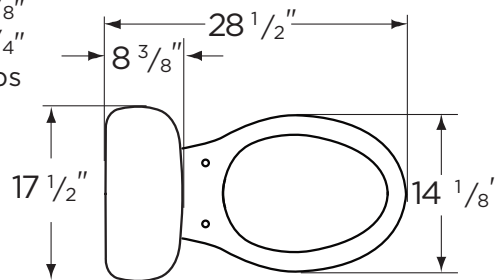


Specifications: Bowl—#21-928 Front Bowl
Seat not included

Tank—#28-990

Dimensions:

- Height 30 1/8"
- Width 17 1/2"
- Depth 28 1/2"
- Rough-in 12"
- Water Surface from Rim 6 1/2"
- Trapway 2"
- Water Surface 8 7/8" x 7 3/8"
- Water Seal 2 1/4"
- Shipping Weight 85.5 lbs



THIS FIXTURE QUALIFIES ACCORDING TO ASME TEST PROCEDURES AS A HIGH EFFICIENCY WATER CLOSET WITH AN AVERAGE CONSUMPTION OF 1.28 gpf (4.8 Lpf) OR LESS.

Job Name	
Date	
Model Specified	
Quantity	
Customer	
Contractor	
Architect/engineer	



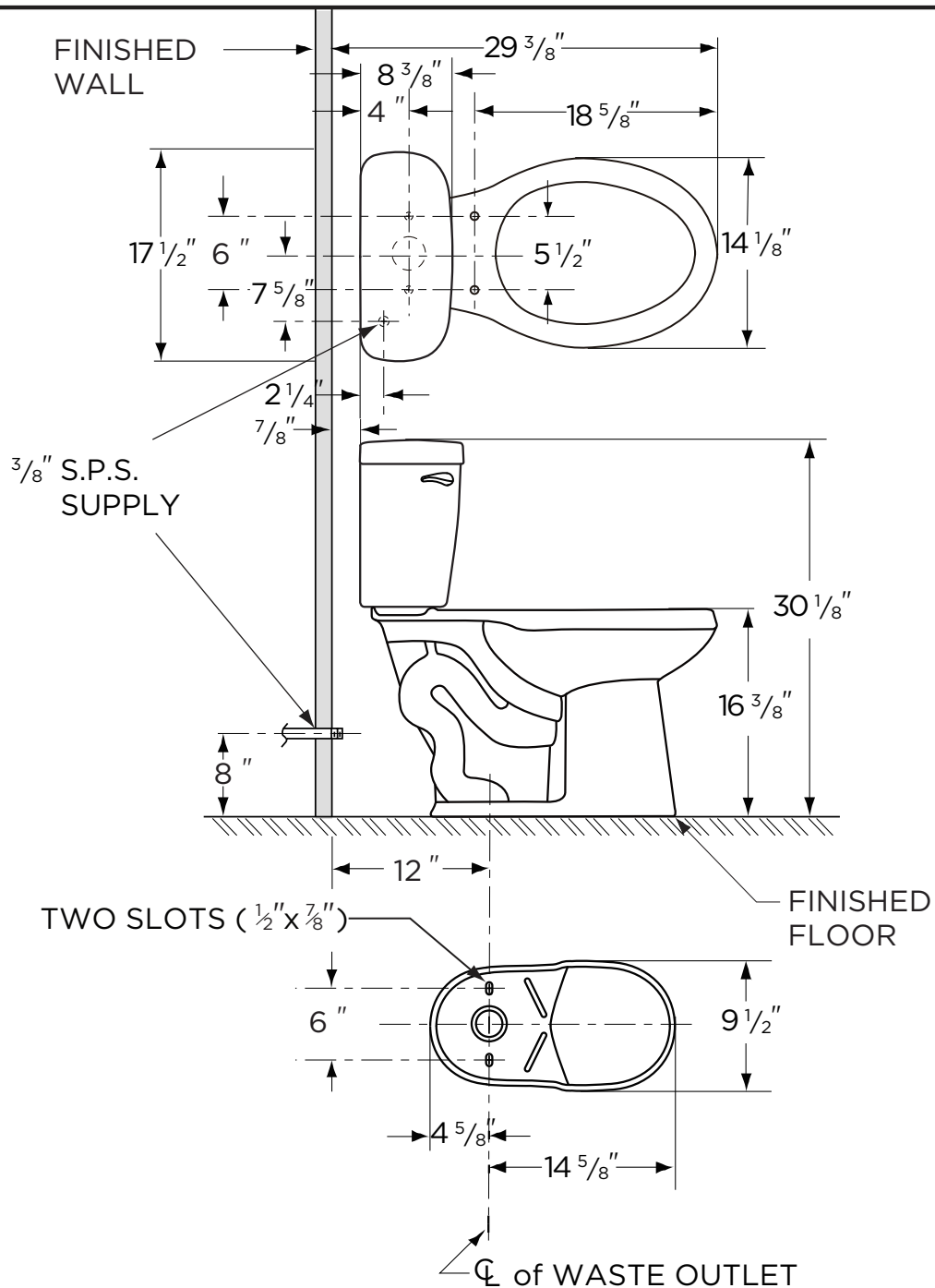
www.gerberonline.com



1.28 gpf (4.8 Lpf) MAXWELL® 1.28 TOILET

21-918

17" High Elongated, 12" Rough-in
(Bowl 21-928 with Tank 28-990)



NOTES:

All dimensions are in inches.

Illustrations may not be drawn to scale.

IMPORTANT:

Dimensions of fixtures are nominal and may vary within the range of tolerances established by ASME Standard A 112.19.2.

THIS FIXTURE QUALIFIES ACCORDING TO ASME TEST PROCEDURES AS A HIGH EFFICIENCY WATER CLOSET WITH AN AVERAGE CONSUMPTION OF 1.28 gpf (4.8 Lpf) OR LESS.