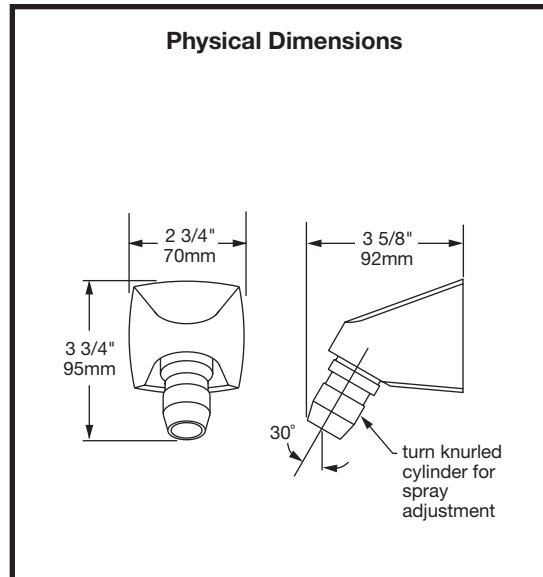
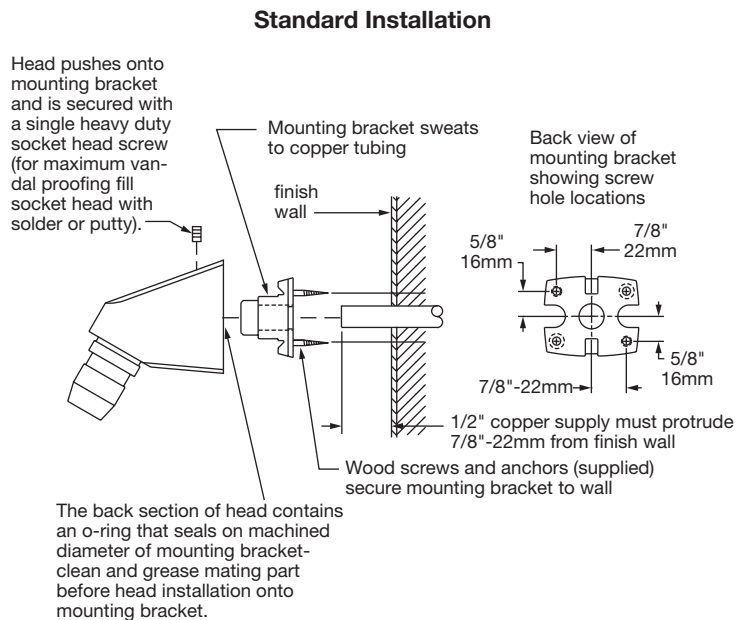


4-295

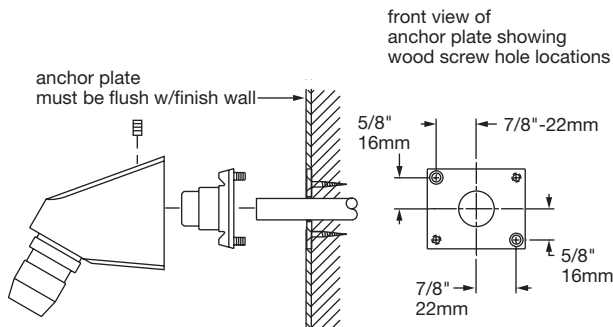
Fre-Flo institutional shower head with adjustable spray. Nozzle-type design for maximum protection against hard water mineral build-up. Anchor plate mounting bracket, all mounting fasteners for valve and head are vandal resistant recessed hex socket type.

Suffix A: Anchor plate to simplify mounting on ceramic tile

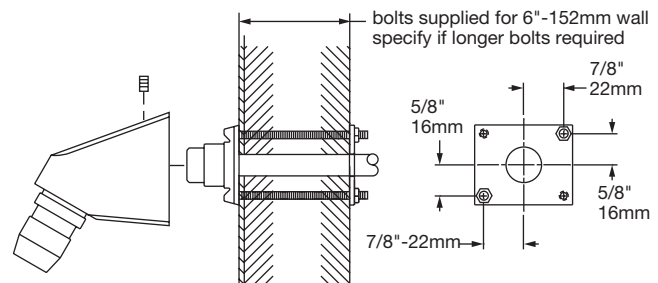
Suffix B: Back plate and thru bolts for extra thick wall



Installation with Anchor Plate — Suffix "A"



Installation with Back Plate — Suffix "B"



Anchor plate used for ceramic tile application—plate screws to wall and tile is applied up to sides of plate. Mounting bracket is mounted on finished wall with machine screws into anchor plate