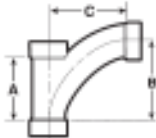
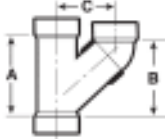
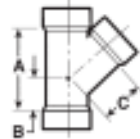


## ABS WYES

PART NUMBER	SIZE	CTN. QTY.	A	B	C	D	E
<b>LONG TURN TEE WYE, Single (Cont'd)</b>							
<b>H x H x H</b>							
							
104317	2 x 1-1/2 x 1-1/2	35	3-1/2	3-15/16	4-3/16	-	-
104318	2 x 1-1/2 x 2	50	4-7/16	5-1/8	5-1/8	-	-
104320	2 x 2 x 1-1/2	20	3-1/2	3-15/16	4-3/16	-	-
104326	3 x 3 x 1-1/2	15	3-1/2	3-15/16	4-3/4	-	-
104327	3 x 3 x 2	12	4-7/16	5-1/8	5-11/16	-	-
104337	4 x 4 x 2	15	4-1/2	5-1/8	6-1/8	-	-
104338	4 x 4 x 3	8	6-1/2	7-9/16	8-1/16	-	-
<b>UPRIGHT COMBINATION WYE &amp; 1/8 BEND</b>							
<b>(2 Pieces), H x H x H</b>							
							
102732	2	20	5-1/2	5-7/32	3-25/32	-	-
<b>WYE</b>							
<b>H x H x H</b>							
							
102301L	1-1/2	55	3-7/8	7/8	2-7/8	-	-
102302L	2	25	4-7/8	30/32	3-1/16	-	-
102303L	3	15	6-3/4	1-9/16	4-3/8	-	-
102304L	4	5	8-1/4	1-13/16	5-3/8	-	-
102306	6	2	10-3/4	1-5/8	9-1/8	-	-
102321L†	2 x 1-1/2 x 2	25	4-7/8	15/16	3-1/16	-	-
102324	2 x 1-1/2 x 1-1/2	25	4-3/8	1-1/16	3-7/16	-	-
102325L	2 x 2 x 1-1/2	35	4-3/16	13/16	2-1/2	-	-
102331L	3 x 3 x 1-1/2	15	4-1/4	1-1/2	2-5/8	-	-
102326L	3 x 3 x 2	15	5-1/16	1-1/2	3-5/16	-	-
102328L	4 x 4 x 2	15	5	1-7/8	3-1/2	-	-
102329	4 x 4 x 1-1/2	8	3-5/16	13/32	4-11/32	-	-
102327L	4 x 4 x 3	10	6-11/16	1-13/16	4-1/2	-	-
102343	6 x 6 x 3	4	6-15/16	3/16	7-7/16	-	-
102344	6 x 6 x 4	4	7-1/8	3/8	7-1/4	-	-

† Fitting uses bushing.