




Commercial Submittal Sheet

931 Series

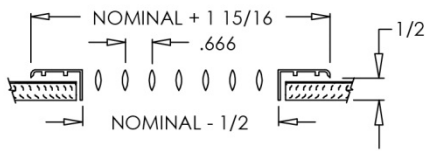
Single Deflection Adjustable Steel Blade Grille



Model: 931
Description: Single Deflection Adjustable Steel Blade Grille (blades parallel to longest dimension)

Standard Features:

- Single deflection surface mount grille with adjustable steel blades
- Blades are parallel to longest dimension
- Provides 2-way airflow on one plane
- Nylon bushings on adjustable blades prevent metal on metal rattle
- Countersunk mounting holes for flush appearance with color matching Phillips posi-drive screws
- Available in even sizes up to 36"x24"
- Rust resistant pre-coat with durable powder finish
- Soft White



931

Options:

- Recessed screwdriver operated Opposed Blade Damper (931-0)
- 2" ADC compliant round collar with bead for ease of installation (square sizes only)
- T-20 Tamper Proof Screws

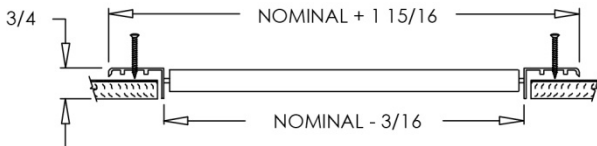
Finishes:

Standard Colors

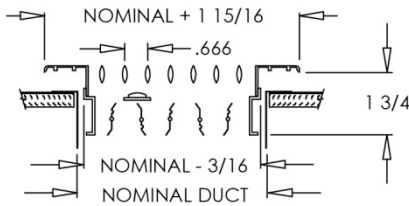
- Soft White
- Driftwood Tan

Other


- Aluminum Paint
- Galvanized (limited size availability)



931



931-O



931-O

Additional Information:

Project / Location:	Submittal Notes
Engineer:	
Architect:	
Contractor:	