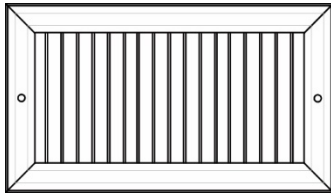




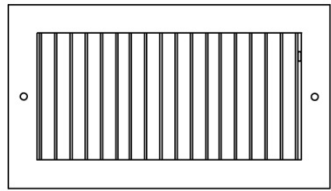
# Commercial Submittal Sheet

## 950 Series

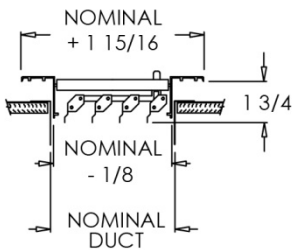
### Adjustable Aluminum Airfoil Blade Register



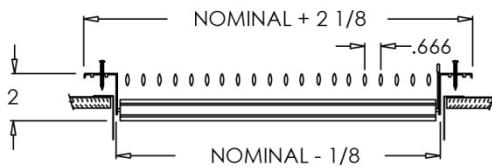
950 (Extruded Aluminum Frame)



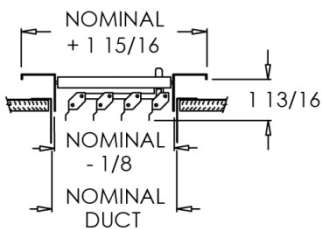
950 (Stamped Steel One Piece Frame)



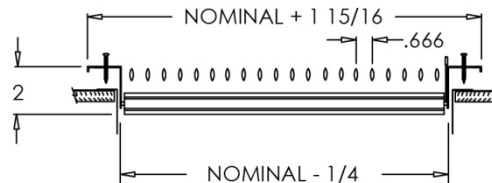
950 (Extruded Aluminum Frame)



950 (Extruded Aluminum Frame)



950 (Stamped Steel One Piece Frame)



950 (Stamped Steel One Piece Frame)

**Model:** 950

**Description:** Adjustable Aluminum Airfoil Blade Register

**Standard Features:**

- Adjustable aluminum airfoil blades oriented for 1 or 2 way airflow pattern
- Blades parallel to shortest dimension
- One piece stamped steel frame on most common sizes, alternate frame is extruded aluminum with signature line marks
- Lever operated steel multi-shutter damper
- Designed for ceiling or sidewall applications
- Nylon bushings on adjustable blades prevent metal on metal rattle
- Countersunk mounting holes for flush appearance with color matching Phillips posi-drive screws
- Frame dependent on product size, refer to chart below
- Rust resistant pre-coat with durable powder finish
- Soft White

**Options:**

- Lever operated Opposed Blade Damper (950-0)
- Tool operated Opposed Blade Damper (TO-950-0)
- T-20 Tamper Proof Screws

**Finishes:**

**Standard Colors**

- Soft White
- Driftwood Tan

**Designer Colors**

- Almond
- Black Velvet
- Bronze
- Camaro Silver
- Coffee Tan
- Navajo White
- Vanilla

**Other**

- Aluminum Paint
- Glossy White

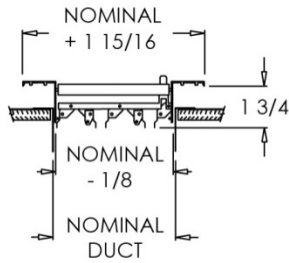
**Stamped Steel One Piece Frame Sizes**

- |          |           |           |           |
|----------|-----------|-----------|-----------|
| • 6 x 6  | • 10 x 6  | • 12 x 12 | • 14 x 14 |
| • 8 x 4  | • 10 x 10 | • 14 x 4  | • 16 x 6  |
| • 8 x 6  | • 12 x 4  | • 14 x 6  | • 16 x 8  |
| • 8 x 8  | • 12 x 6  | • 14 x 8  | • 18 x 6  |
| • 10 x 4 | • 12 x 8  | • 14 x 10 | • 18 x 8  |

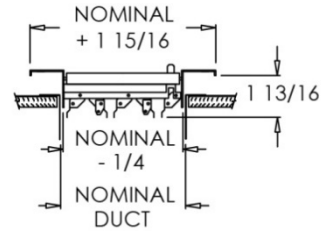
**Note:** Sizes not shown above use an extruded aluminum surface mount frame with signature line marks.

**Additional Information:**

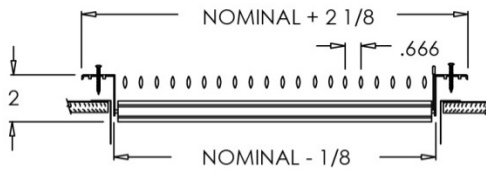
Project / Location:	<b>Submittal Notes</b>
Engineer:	
Architect:	
Contractor:	



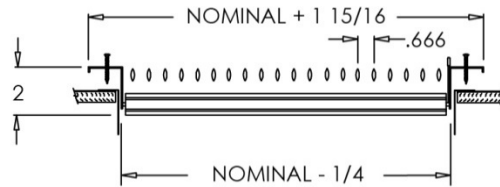
950-O (Extruded Aluminum Frame)



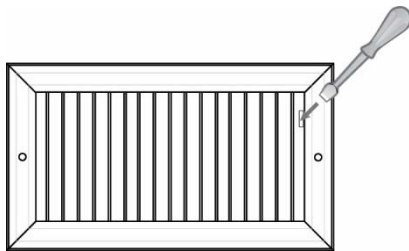
950-O (Stamped Steel One Piece Frame)



950-O (Extruded Aluminum Frame)



950-O (Stamped Steel One Piece Frame)



Tool Operated OBD (TO-950-0)

**Additional Information:**

Project / Location:	<b>Submittal Notes</b>
Engineer:	
Architect:	
Contractor:	