

### BLU-LOCK®

For HDPE Pipe

#### Features

- Low insertion force makes installation fast
- Works with all HDPE pipe ASTM D2239 listed SIDR 15 100 psi and SIDR 19 80 psi pipe
- All 1/2", 3/4", and 1" fittings are releasable and reusable with the Blu-Lock® release tool or collar
- Patented design is 100% tool and chemical free
- Coil and straight length pipe options provide unrivaled flexibility
- Blu-Lock® pipe is environmentally friendly, and recyclable, HDPE pipe that provides a superior alternative to PVC
- Blu-Lock® technology will ensure lower friction loss for better water efficiency
- Built tough fittings made from UV-resistant ABS, stainless steel and EPDM seals are designed and tested to ensure toughness
- For use on the downstream side of the station valves, not rated for mainline use



fittings



#### Specifications

##### Blu-Lock® 1/2" (1.3 cm) Swing Pipe Fittings:

- Burst pressure: exceeds 220 psi (15.2 bar)
- Working pressure: 10-80 psi (0.69-5.5 bar)

##### Blu-Lock® 3/4" (1.9 cm) Lateral Pipe Fittings:

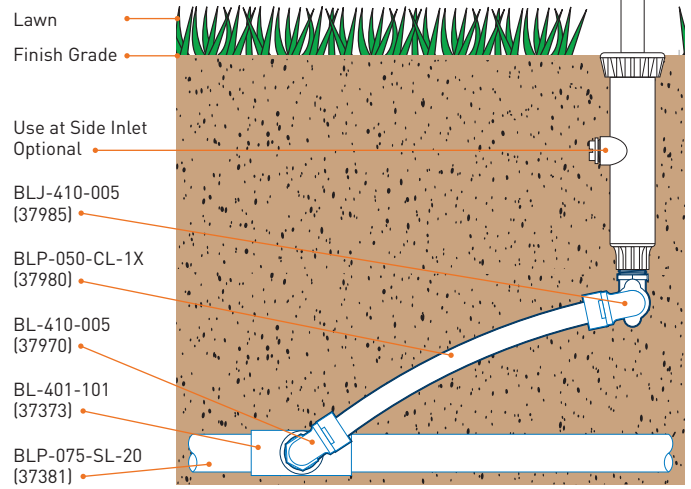
- Burst pressure: exceeds 250 psi (17.2 bar)
- Working pressure: 10-125 psi (0.69-8.6 bar)

##### Blu-Lock® 1" (2.5 cm) Lateral Pipe Fittings:

- Burst pressure: exceeds 350 psi (24.1 bar)
- Working pressure: 10-150 psi (0.69-10.3 bar)



Installation Specification Detail



**FAST**



**SIMPLE  
PUSH ON**



**ROTATE  
360°**



**HOT OR  
COLD**



**WET OR  
DRY**



**NO  
WAITING**



**RELEAS-  
ABLE**



**FULL  
FLOW**

PSI vs. Flow Rate

PSI	1" GPM	¾" GPM
40	11	8
50	13	9
60	14	10
70	16	11

1" (2.5 cm) Pipe Pressure Loss\*





FLOW GPM	VELOCITY FPS	PRESSURE LOSS PSI
1		
2		
3		
4	1.48	0.46
5	1.86	0.76
6	2.23	1.06
7	2.60	1.37
8	2.97	1.80
9	3.34	2.23
10	3.71	2.76
11	4.08	3.07
12	4.45	3.85
13	4.83	4.45
14	5.2	5.10
15	5.57	5.76
20	7.42	9.90
25	9.98	14.90





¾" (1.9 cm) Pipe Pressure Loss\*


FLOW GPM	VELOCITY FPS	PRESSURE LOSS PSI
1	0.60	0.15
2	1.20	0.48
3	1.80	1.00
4	2.41	1.64
5	3.01	2.46
6	3.61	3.45
7	4.21	4.59
8	4.81	5.85
9	5.41	7.29
10	6.02	8.85
11	6.62	10.60
12	7.22	12.40
13	7.82	14.40
14	8.42	16.50
15	9.02	18.70

\*Measured in 100' lengths

\*Measured in 100' lengths

<b>TEES</b>		Part Number	Nom. Size	Description	SKU
	Push x Push x Push	BL-401-010	1"	1" x 1" x 1"	37670
		BL-401-131	1"	1" x 1" x 3/4"	37683
		BL-401-130	1"	1" x 1" x 1/2"	37672
		BL-401-007	3/4"	3/4" x 3/4" x 3/4"	37370
		BL-401-101	3/4"	3/4" x 3/4" x 1/2"	37373
	Bullhead	BL-401-005	1/2"	1/2" x 1/2" x 1/2"	37977
		BL-401-102	1"	3/4" x 3/4" x 1"	37684
		BL-401-075	1"	1/2" x 1/2" x 1"	37687
	Push x Push x FPT	BL-401-074	3/4"	1/2" x 1/2" x 3/4"	37387
		BL-402-130	1"	1" x 1" x 1/2"	37671
	Barb x Barb x Push	BL-402-101	3/4"	3/4" x 3/4" x 1/2"	37372
		BL-1401-130	1"	1" x 1" x 1/2"	37904
		BL-1401-101	3/4"	3/4" x 3/4" x 1/2"	37903

<b>ELBOWS</b>		Part Number	Nom. Size	Description	SKU
	Push x Push	BL-406-010	1"	1" x 1"	37673
		BL-406-007	3/4"	3/4" x 3/4"	37374
		BL-406-005	1/2"	1/2" x 1/2"	37987
	Push x FPT	BL-407-130	1"	1" x 1/2"	37675
		BL-407-101	3/4"	3/4" x 1/2"	37375
		BL-407-005	1/2"	1/2" x 1/2"	37972
	Push x MPT	BL-407-074	1/2"	1/2" x 3/4"	37973
		BL-410-005	1/2"	1/2" x 1/2"	37970
	Push x Street	BL-410-007	1/2"	1/2" x 3/4"	37971
		BL-409-005	1/2"	1/2" x Street	37979

<b>SWING ASSEMBLIES</b>		Part Number	Nom. Size	Description	SKU
	Street x Street	BLJ-050-SS-6X	1/2"	6" Swing Assembly	37604
		BLJ-050-SS-12	1/2"	12" Swing Assembly	37605

**SWING JOINTS**



Push x MPT

Part Number	Nom. Size	Description	SKU
BLJ-410-005	1/2"	1/2" x 1/2"	37985
BLJ-410-101	1/2"	1/2" x 3/4"	37986

**COUPLINGS**



Push x Push

Part Number	Nom. Size	Description	SKU
BL-429-010	1"	1" x 1"	37676
BL-429-131	1"	1" x 3/4"	37677
BL-429-130	1"	1" x 1/2"	37685
BL-429-007	3/4"	3/4" x 3/4"	37376
BL-429-101	3/4"	3/4" x 1/2"	37377
BL-429-005	1/2"	1/2" x 1/2"	37976

**ADAPTERS**



Push x MPT



Push x Soc



Push x MPT



Barb x Push



Push x Buttress

Part Number	Nom. Size	Description	SKU
BL-436-010	1"	1" x 1"	37678
BL-436-131	3/4"	3/4" x 1"	37383
BL-436-007	3/4"	3/4" x 3/4"	37378
BLA-075-BF-75	3/4"	3/4" x 3/4"	37379
BL-474-010	1"	1" x 1"	37689
BL-474-131	3/4"	3/4" x 1"	37385
BL-474-007	3/4"	3/4" x 3/4"	37384
BL-436-101	1/2"	1/2" x 3/4"	37975
BL-436-005	1/2"	1/2" x 1/2"	37974
BL-1474-130	1"	1" x 1/2"	37902
BL-1474-101	3/4"	3/4" x 1/2"	37901
BL-FPA-050	1/2"	1/2" x 1/2"	37990
HRM-100-UB-1x	1"	1" x 1"	03133
HRM-075-UB-1x	3/4"	3/4" x 3/4"	03134

fittings

### END CAPS



Push

Part Number	Nom. Size	Description	SKU
BL-447-010	1"	1"	37680
BL-447-007	¾"	¾"	37380

### TOOLS/ACCESSORIES



Release

Part Number	Nom. Size	Description	SKU
BL-RTL-100	1"	1"	37908
BL-RTL-075	¾"	¾"	37909
BLD-050-BX-50	½"	½" Blu-Lock Spigot	02602
BLB-CUT-25-1x	1"	1"	26113

### 100 Psi SIDR 15 PIPE



Straight

Part Number	Nom. Size	Description	SKU
BLP-100-SL-20	1"	1" x 20'	37681
BLP-075-SL-20	¾"	¾" x 20'	37381



Coil

BLP-100-CL-1x	1"	1" x 100'	37682
BLP-100-CL-3x	1"	1" x 300'	37692
BLP-075-CL-1x	¾"	¾" x 100'	37382
BLP-075-CL-3x	¾"	¾" x 300'	37388



Coil-Reclaimed

BLP-100-CR-1x	1"	1" x 100'	37698
BLP-100-CR-1x	¾"	¾" x 100'	37396

### SWING PIPE



Coil

Part Number	Nom. Size	Description	SKU
BLP-050-CL-1x	½"	½" x 100'	37980



# BLU-LOCK® x DRIP-LOCK®

For ½" Micro Irrigation Pipe

### Blu-Lock® Features

- Low insertion force makes installation fast
- Works with all HDPE pipe ASTM D2239 listed SIDR 15 100 psi and SIDR 19 80 psi pipe
- Fittings are releasable and reusable with the Blu-Lock® release tool
- Patented design is 100% tool and chemical free
- Blu-Lock® technology will ensure lower friction loss for better water efficiency
- Built tough fittings made from UV-resistant ABS, stainless steel and EPDM seals are designed and tested to ensure toughness
- For use on the downstream side of the station valves, not rated for mainline use

### Specifications

Blu-Lock® ¾" (1.9 cm) Lateral Pipe Fittings:

- Working pressure: 10-100 psi (0.69-6.9 bar)

Blu-Lock® 1" (2.5 cm) Lateral Pipe Fittings:

- Working pressure: 10-100 psi (0.69-6.9 bar)

### Drip-Lock® Features

- Fittings are releasable and reusable with the Drip-Lock® release collar
- Patented design requires no glue or tools for installation
- Low insertion force makes installation quick and easy
- ½" Drip-Lock® works with tubing from 16 mm to 18mm
- Drip-Lock® technology ensures lower friction loss for better water efficiency
- Built tough fittings made from UV-resistant
- ABS, stainless steel and EPDM seals

### Specifications

- Compatibility range: 16mm (about .630") to .710" (about 17.8 mm) outside diameter
- Burst pressure exceeds 100 psi (6.9 bar)
- Operating pressure: 0-50 psi (0-3.4 bar)



BL-401-101-DL



BL-402-101-DL

TEES	Part Number	Nom. Size	Description	SKU
Push x Push x Push	BL-401-101-DL	1"	1" x 1" x ½"	37360
	BL-402-101-DL	¾"	¾" x ¾" x ½"	37361

### BLS NITRO SADDLES™

The Fastest Irrigation Saddle

#### Features

- Installs in less than 5 seconds
- Push lock design, no tools required
- Designed for a chemical free, glue free, tool-free installation
- Swiss-engineered Schenkel clamp provides a fast, one-hand installation
- Ergonomic grip is comfortable and fast under any condition
- High-impact ABS guarantees durability
- Best in class flow with up to 14 GPM at 40 psi
- Compatible with ASTM D2239 listed SIDR 19 80 psi

#### Specifications

- Flow: up to 14 GPM (53 LPM) at 40 psi (2.75 bar)
- Operating pressure: 120 psi (8.2 bar) max
- Burst pressure: 220 psi (15.17 bar)

#### Dimensions

- Saddle height: 3" (7.6 cm)
- Saddle width: 2" (5.0 cm)
- Tap height: 3" (7.6 cm)
- Tap width: 2.5" (6.3 cm)
- Installed height: 3" (7.6 cm)



BLS-125-BD-LT



BLS-100-BD-LT



BLS-075-BD-LT



BLS-TAP-FP-75



BLS-TAP-FP-50



BLS-TAP-BL-50



BLS-TAP-SB-50

### SADDLE BODY



Body

Part Number	Nom. Size	SKU
BLS-125-BD-LT	1¼"	02911
BLS-100-BD-LT	1"	02917
BLS-075-BD-LT	¾"	02916

### SADDLE TEES



FPT Tap

Part Number	Nom. Size	SKU
BLS-TAP-FP-75	¾"	02920
BLS-TAP-FP-50	½"	02919
BLS-TAP-BL-50	½"	02918
BLS-TAP-SB-50	½"	02019

BL Swing Pipe Tap

SB Adapter Tap