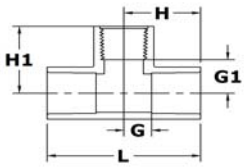
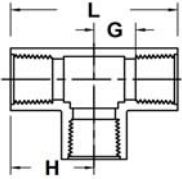


# SCH 80 - CPVC

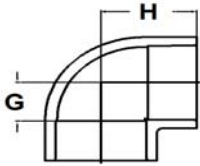
## Pressure Fittings



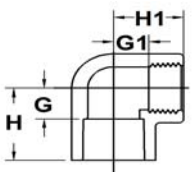
Tee						
Part No	Size (in)	L	H	H1	G	G1
9802-005	1/2	2 3/4	1 3/8	1 5/32	1/2	7/16
9802-007	3/4	3 5/8	1 25/32	1 3/4	3/4	19/32
9802-010	1	3 3/4	1 7/8	1 7/8	3/4	11/16



Tee				
Part No	Size (in)	L	H	G
9805-003	3/8	2	1	3/8
9805-005	1/2	2 25/32	1 3/8	13/32
9805-007	3/4	2 9/16	1 9/32	9/16
9805-010	1	3 3/4	1 7/8	5/8
9805-012	1 1/4	4 11/32	2 5/32	25/32
9805-015	1 1/2	4 27/32	2 3/8	7/8
9805-020	2	4 17/32	2 1/4	1 5/16
9805-025	2 1/2	5 3/4	2 7/8	1 13/32
9805-030	3	6 15/16	3 15/32	1 7/8
9805-040	4	8 5/32	4 1/16	2 5/16



90° Ell			
Part No	Size (in)	H	G
9806-002	1/4	15/16	5/16
9806-005	1/2	1 3/8	1/2
9806-007	3/4	1 9/16	9/16
9806-010	1	1 13/16	11/16
9806-012	1 1/4	2 1/8	7/8
9806-015	1 1/2	2 7/16	1 1/16
9806-020	2	2 25/32	1 3/8
9806-025	2 1/2	3 11/16	1 1/2
9806-030	3	3 11/16	1 13/16
9806-040	4	4 19/32	2 5/16
9806-060	6	6 15/32	3 7/16
9806-080	8	8 17/32	4 1/2



90° Ell					
Part No	Size (in)	H	H1	G	G1
9807-005	1/2	1 3/8	1 3/8	1/2	1/2
9807-007	3/4	1 3/4	1 3/4	3/4	3/4
9807-010	1	1 7/8	1 7/8	3/4	3/4
9807-012	1 1/4	2 3/16	2 5/32	3/4	13/16
9807-015	1 1/2	2 7/16	2 7/16	1 1/16	7/8
9807-020	2	2 3/4	2 1/4	1 1/4	1 9/32