



Buy it for looks. Buy it for life.®

Specifications

DESCRIPTION

- Metal spray face and shell with various finishes identified by suffix
- Brass swivel ball assembly

OPERATION

- Self pressurizing design provides strong performance regardless of line pressure
- Single spray function

FLOW

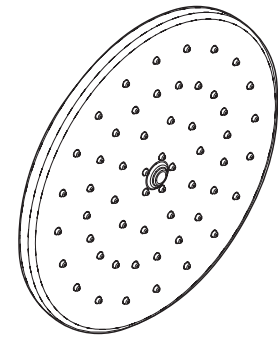
- Showerhead designed to deliver 2.5 gpm (9.5 L/min) at 80 psi
- EP suffix models are limited to 2.0 gpm (7.6 L/min) max for products manufactured prior to June 30, 2018. EP suffix models manufactured after June 30, 2018 are limited to 1.75 gpm (6.7 L/min) max.

STANDARDS

- Third party certified to meet ASME A112.18.1/ CSA B125.1 and all applicable requirements referenced therein
- EP suffix models are IAPMO Green listed and third party certified to WaterSense®


WARRANTY

- Lifetime limited warranty against leaks, drips and finish defects to the original homeowner
 - 10 year limited warranty when used in a multifamily installation
 - 5 year limited warranty when used in a commercial installation
- Visit www.moen.com/support for complete details and limitations

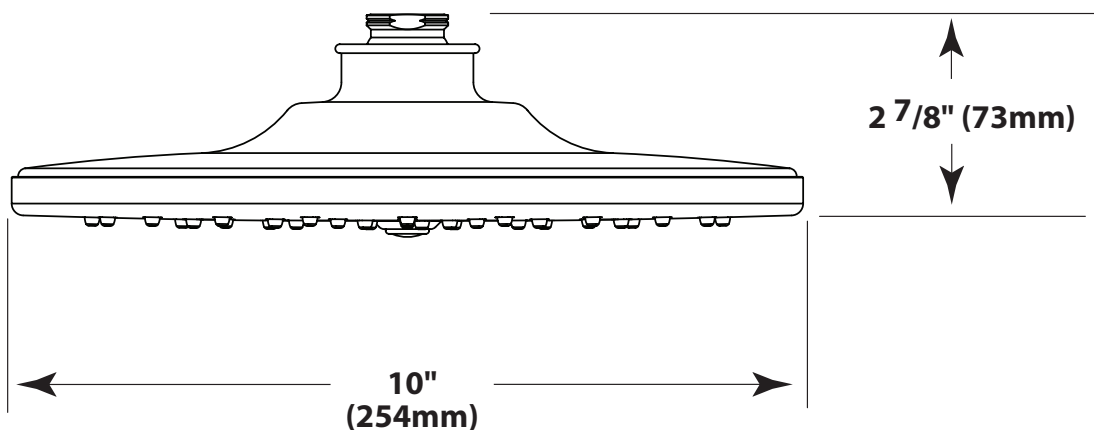


Waterhill™
10" Rainfall Showerhead

Models: S112 series



Models: S112EP series



CRITICAL DIMENSIONS

(DO NOT SCALE)