



Buy it for looks. Buy it for life.®

# Specifications

## DESCRIPTION

- Metal construction with various finishes identified by suffix
- Flexible supply lines with 3/8" compression fittings
- Includes metal pop-up waste assembly

## OPERATION

- Lever style handle
- Temperature controlled by 100° arc of handle travel


## FLOW

- Water usage is limited to these maximum flow rates as indicated by the corresponding product markings
  - 1.2 gpm max (4.5L/min) at 60 psi
  - 1.5 gpm max (5.7L/min) at 60 psi

## CARTRIDGE

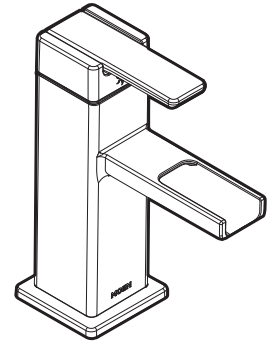
- 1255™ Duralast™ cartridge for Single-Handle Faucets

## STANDARDS

- Third party certified to WaterSense®, ASME A112.18.1/CSA B125.1, and all applicable requirements referenced therein
- Certified to NSF 61/9 & 372
- Products marked with 1.2 gpm are compliant with California water efficiency regulations
- Complies with California Proposition 65 and with the Federal Safe Drinking Water Act
- **ADA**  for lever handle

## WARRANTY

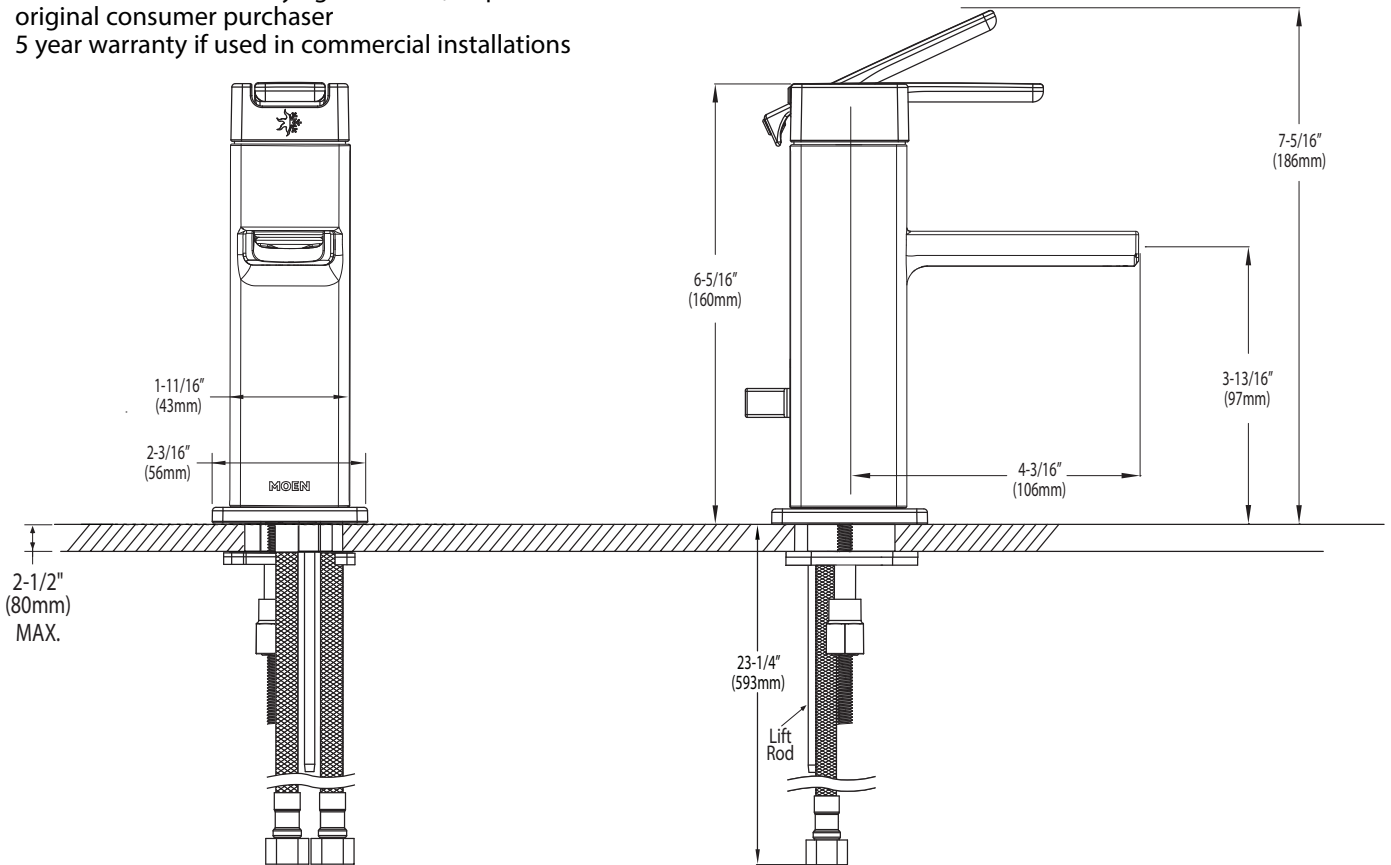
- Lifetime limited warranty against leaks, drips and finish defects to the original consumer purchaser
- 5 year warranty if used in commercial installations



**90 DEGREE™**  
**Single-Handle Lavatory Faucet**

**Model:** S6705 series

**NOTE:** THIS FAUCET IS DESIGNED TO BE INSTALLED THRU 1 HOLE, 1-1/8" MIN. DIA.



## CRITICAL DIMENSIONS

(DO NOT SCALE)