




Commercial Submittal Sheet

901 Series

Single Deflection Adjustable Aluminum Blade Grille



Model: 901
Description: Single Deflection Adjustable Aluminum Blade Grille (blades parallel to longest dimension)

Standard Features:

- Single deflection surface mount grille with adjustable airfoil blades
- Blades are parallel to longest dimension
- Extruded aluminum surface mount frame with signature line marks
- Provides 2-way airflow on one plane
- Nylon bushings on adjustable blades prevent metal on metal rattle
- Countersunk mounting holes for flush appearance with color matching Phillips posi-drive screws
- Rust resistant pre-coat with durable powder finish
- Soft White

Options:

- Recessed screwdriver operated Opposed Blade Damper (901-0)
- 2" ADC compliant round collar with bead for ease of installation (square sizes only)
- Heavy Duty Construction (1 1/2" frame depth utilized)
- MRI Compatible
- Insect Screen
- Fractional, exact I.D. and O.D. sizes
- T-20 Tamper Proof Screws

Finishes:

Standard Colors

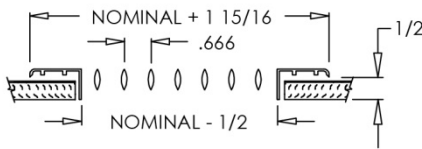
- Soft White
- Driftwood Tan

Designer Colors

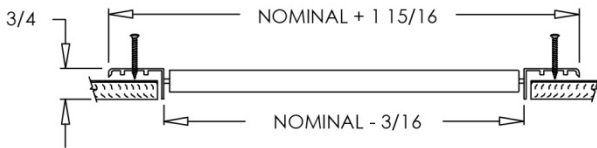
- Almond
- Black Velvet
- Bronze
- Camaro Silver
- Coffee Tan
- Navajo White
- Vanilla

Other

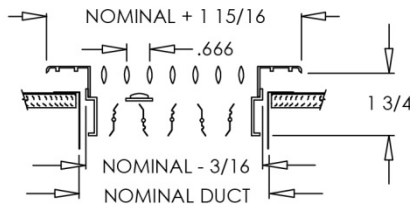
- Aluminum Paint
- Glossy White
- Satin Anodized
- Mill Finish




901



901



901-O



901-O

Additional Information:

Project / Location:	Submittal Notes
Engineer:	
Architect:	
Contractor:	