

SPECIFICATIONS

ANTIOCH™ TRIM ONLY SINGLE HANDLE PRESSURE BALANCE TUB & SHOWER FAUCET

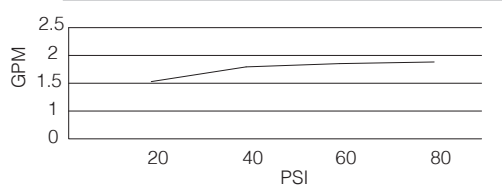
Model

- D502022T (Tub & Shower trim)
- D502522T (Shower only trim)
- D510422T (Valve only trim)

Description

- Mono Round® 1F Showerhead D460053
- 6" brass showerarm
- Solid brass handle
- Diverter on spout
- Use with valve: D1120 series (w/ stops) or D1150 series (w/o stops) or D1125 series (w/ stops) or D1155 series (w/o stops)
- 2.0gpm (7.6 L/min) maximum flow rate @80psi

Flow Rate



Standards



- UPC/cUPC



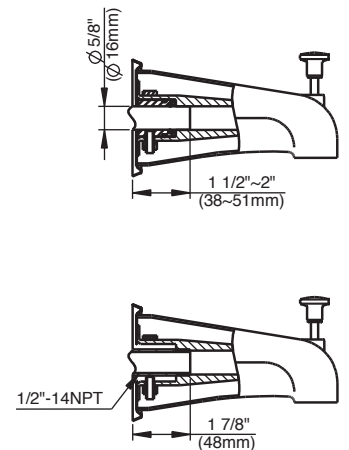
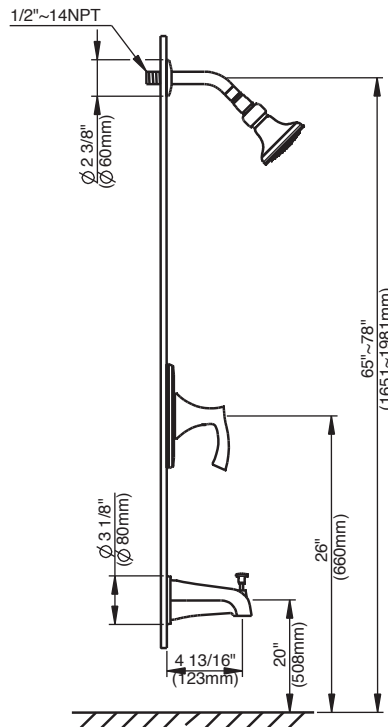
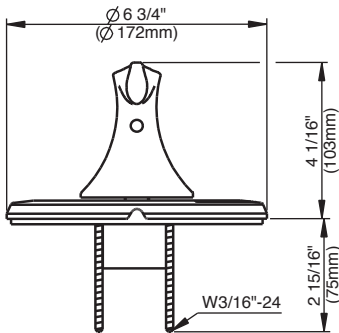
- ASME A112.18.1M/ A112.18.1



- ADA Accessibility Guidelines for Buildings and Facilities - 309.4 Operation and Operable Parts

Warranty

Danze products are covered by a manufacturer's limited "lifetime" warranty for manufacturing defects.



Finishes Available

- Chrome
- Other: Refer to PriceList for additional finish

Submittal Information:

Job Name: _____
 Contractor: _____

Location: _____
 Contact #: _____