



Buy it for looks. Buy it for life.®

There is more than 1 version of this model.  
Page down to identify the version you have.

**DESCRIPTION**

- Metal construction with various finishes identified by suffix
- 1/2" IPS connections will accept standard ball nose connection for 3/8" tubing
- Includes optional hot and cold temperature indicators
- Includes matching finish side spray with Quick connect installation
- Designed to be installed through 4, 1" min. dia. holes, 4" on center
- Can be mounted without side spray and center escutcheon removed (2-hole mount with 8" centers)

**OPERATION**

- Lever style handles
- Rotate hot side handle counterclockwise to open and clockwise to close
- Rotate cold side handle clockwise to open and counterclockwise to close


**FLOW**

- Spout flow is limited to 2.0 gpm (7.6 L/min) at 60 psi

**CARTRIDGE**

- 1224 cartridge design with nonmetallic/nonferrous and stainless steel materials


**STANDARDS**

- Third party certified to ASME A112.18.1/CSA B125.1 and all applicable requirements therein including NSF 61/9 & 372
- Complies with California Proposition 65 and with the Federal Safe Drinking Water Act
- **ADA**  for lever handle

**WARRANTY**

- Lifetime limited warranty against leaks, drips and finish defects to the original homeowner
  - 10 year limited warranty when used in a multifamily installation
  - 5 year limited warranty when used in a commercial installation
- Visit [www.moen.com/support](http://www.moen.com/support) for complete details and limitations

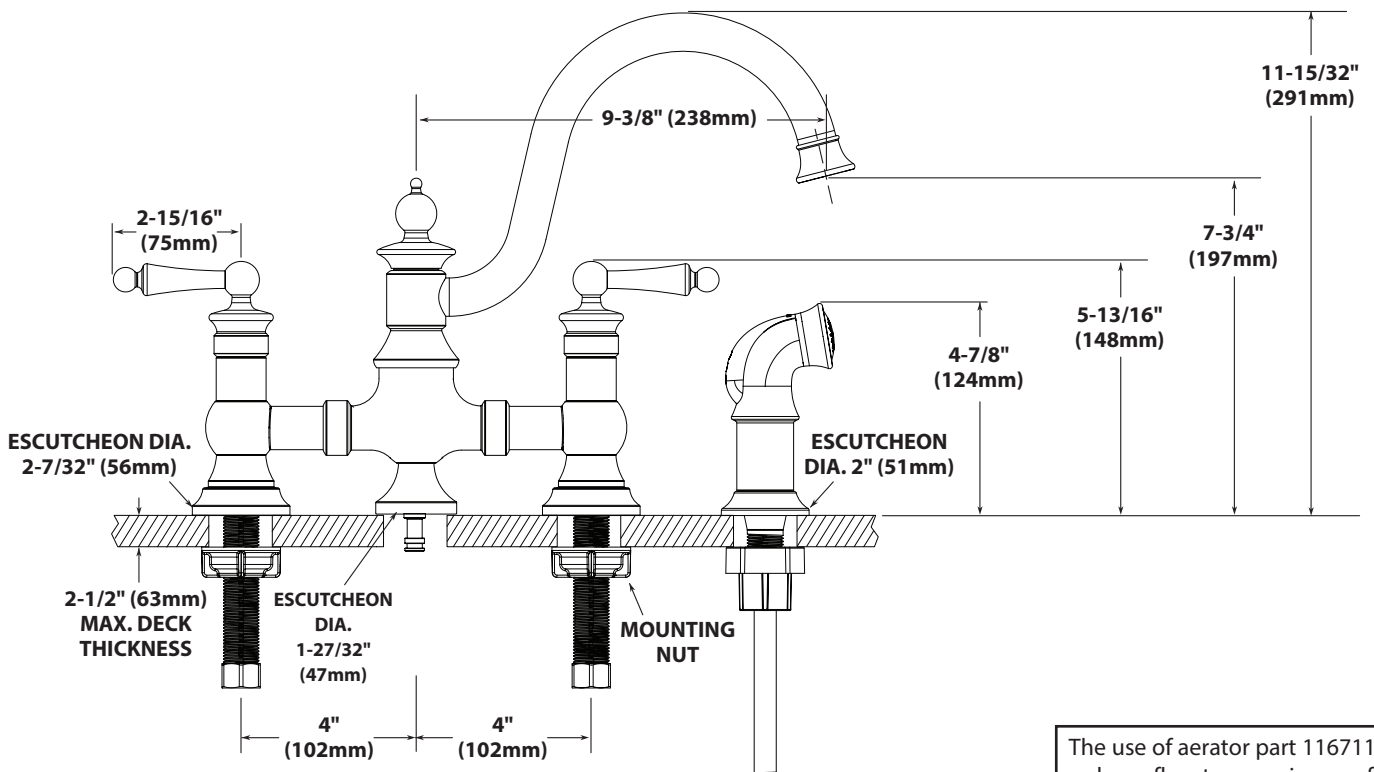
# Specifications



## WATERHILL™ Two-Handle Kitchen Bridge Faucet

Models: S713 series

**NOTE:** DESIGNED TO INSTALL THROUGH 3 OR 4 HOLES, 1-1/4" (32mm) MIN. DIA. AND 4" (102mm) ON CENTER



### CRITICAL DIMENSIONS

(DO NOT SCALE)

The use of aerator part 116711 reduces flow to a maximum of 1.5 gpm (5.7L/min.)

FOR MORE INFORMATION CALL: 1-800-BUY-MOEN

[www.moen.com](http://www.moen.com)



Buy it for looks. Buy it for life.®

# Specifications

## DESCRIPTION

- Metal construction with various finishes identified by suffix
- 1/2" IPS connections will accept standard ball nose connection for 3/8" tubing
- Includes optional hot and cold temperature indicators
- Includes matching finish side spray with Quick connect installation
- Designed to be installed through 4, 1" min. dia. holes, 4" on center
- Can be mounted without side spray and center escutcheon removed (2-hole mount with 8" centers)

## OPERATION

- Lever style handles
- Rotate hot side handle counterclockwise to open and clockwise to close
- Rotate cold side handle clockwise to open and counterclockwise to close


## FLOW

- Spout flow is limited to 2.0 gpm (7.6 L/min) at 60 psi

## CARTRIDGE


- 1224 cartridge design with nonmetallic/nonferrous and stainless steel materials

## STANDARDS

- Third party certified to ASME A112.18.1/CSA B125.1 and all applicable requirements therein including NSF 61/9 & 372
- Complies with California Proposition 65 and with the Federal Safe Drinking Water Act
- ADA  for lever handle

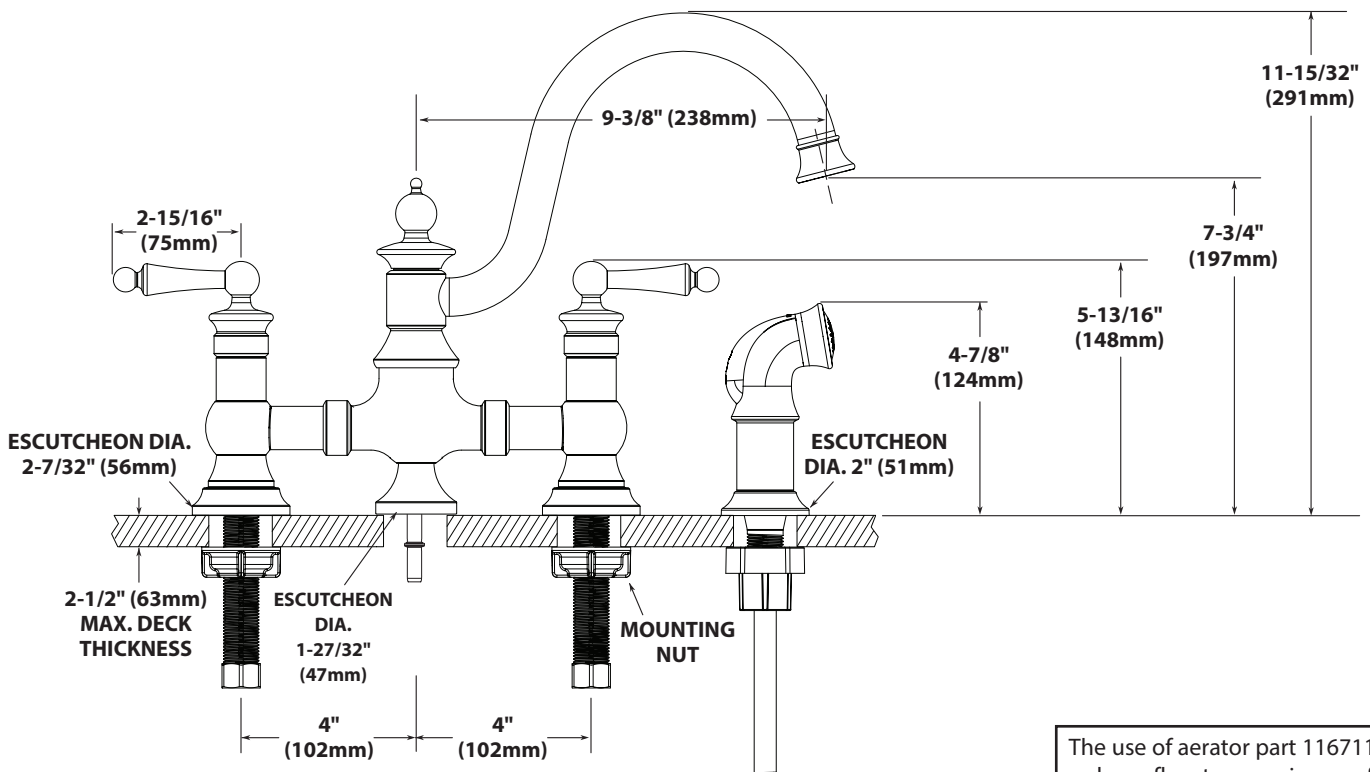
## WARRANTY

- Lifetime limited warranty against leaks, drips and finish defects to the original consumer purchaser
- 5 year warranty if used in commercial installations



**WATERHILL™**  
**Two-Handle Kitchen Bridge Faucet**

**Models: S713 series**



## CRITICAL DIMENSIONS

(DO NOT SCALE)

The use of aerator part 116711 reduces flow to a maximum of 1.5 gpm (5.7L/min.)