

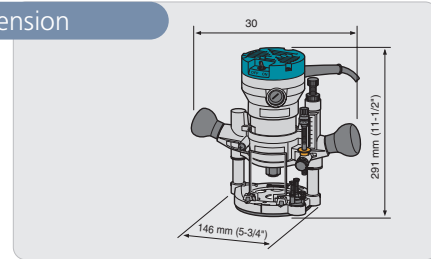
Specifications

Router

- Variable Speed
- Electronic Speed Control
- Soft Start
- Dust Collecting

Collet capacity 1/2"
 Continuous rating Input 1,700 W
 No load speed 24,000 min⁻¹(rpm) (RP1100)
 8,000 - 24,000 min⁻¹(rpm) (RP1101)
 Plunge capacity 2-19/32"
 Overall height 291 mm (11-1/2")
 Net weight 4.2 kg (9.3lbs)
 Power supply cord 4 m (13.1 ft.)

Dimension



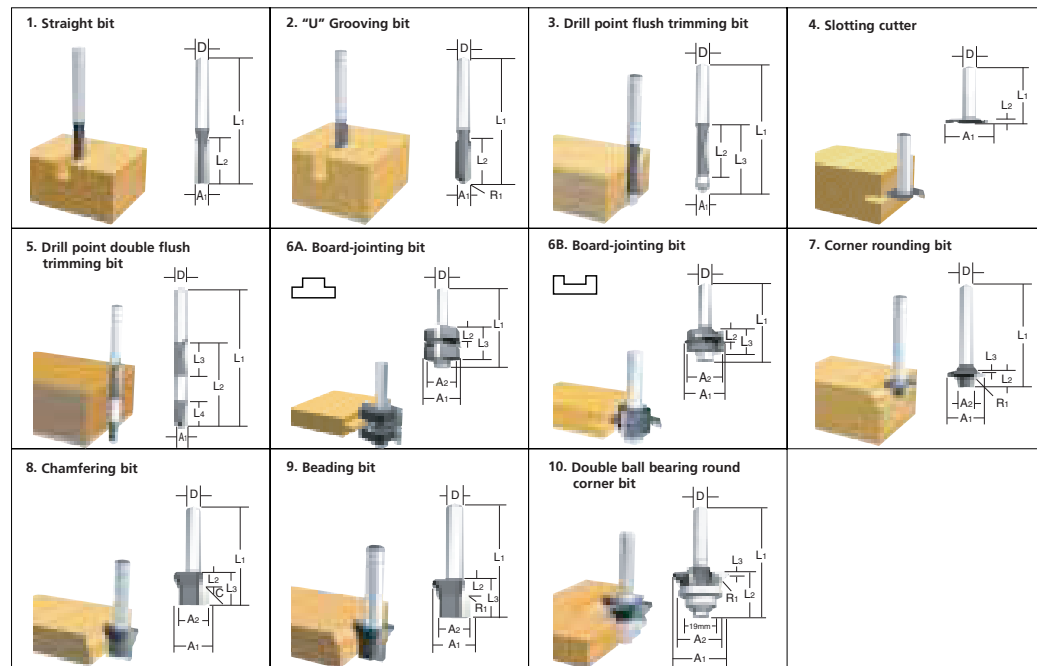
Standard equipment

Router

	Part No		Part No		Part No
Wrench 27	193234-3	Dust Nozzle	193379-7	Templet Guide 3/8"	193264-4
Wrench 8	781213-9	Straight Guide with Micro Adjustment	193358-5	Templet Guide 5/4/64"	193265-2
Collet Cone 6.35	193214-9	Wrench 27	193234-3	Templet Guide 5/8"	193266-0
Collet Cone 12.7	193215-7	Templet Guide 1"	193235-1	Templet Guide 5/16"	193267-8
Collet Nut	763642-8	Templet Guide 3/4"	193261-0	Base Set	193103-8
Straight Guide	193073-1	Templet Guide 7/16"	193262-8	Base Plate Set	193373-9
Clear Base Plate	193155-9	Templet Guide 1/2"	193263-6		

Optional accessories

Router



	(mm)							(mm)							(mm)												
	D	A	L ₁	L ₂	L ₃	R(θ)	P.N.	D	A ₁	A ₂	L ₁	L ₂	L ₃	L ₄ (C)	R(θ)	P.N.	D	A ₁	A ₂	L ₁	L ₂	L ₃	R ₁ (θ)	R ₂	P.N.		
1	1/2"	12	60	30	—	—	793088-4	5	1/2"	12	—	80	55	20	25	—	793109-2	10	1/2"	35	27	70	11	3.5	3	793093-1	
	1/2"	10	60	25	—	—	793102-6	6A	1/2"	38	27	61	4	20	—	—	793192-9										
2	1/2"	12	55	20	—	6	793100-0	6B	1/2"	38	26	61	4	20	—	—	793191-1	7	1/2"	20	8	50	10	4	—	6	793104-2
3	1/2"	12	60	20	35	—	793106-8	8	1/2"	30	20	55	12	20	(4)	—	793114-9	9	1/2"	30	20	55	12	20	—	4	793113-1
4	1/2"	30	55	6	—	—	793121-2																				
	1/2"	30	55	3	—	—	793122-0																				



A world's leading manufacturer of power tools

- Variable Speed
- Electronic Speed Control
- Soft Start
- Dust Collecting

12 mm (1/2") Router

RP1100 (without Speed-Control Dial)

RP1101 (with Speed-Control Dial)

New 2-1/4 HP plunge type routers with the same powerful motor as RF1100 and RF1101.



NEW

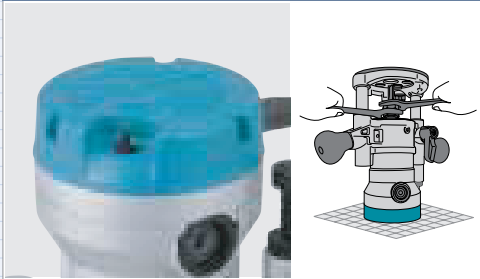
Makita Corporation

3-11-8, Sumiyoshi-cho, Anjo, Aichi 446-8502, Japan

PRINTED IN JAPAN Z23008 2001-5


Powerful Motor of 2-1/4 HP (1,700W)

1. Flat Top Design



Designed for easy-to-replace of router bits.

2. Speed control dial (Model RP1101)



Number	rpm
1	8,000
2	10,000
3	14,000
4	18,000
5	20,000
6	24,000

Speed control dial for the ideal speed for workpiece


3. Dust-proof construction

Can be prevented dust invasion into the internal of the machine.

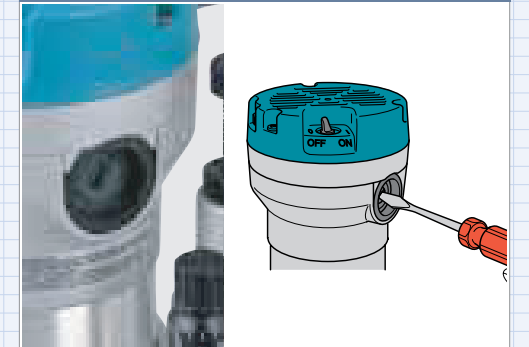
4. Hard-to-Rust, Non-electrolytic Nickel Plated Poles



Assures smooth plunging for a long time thanks to using of non-electrolytic material.



5. Externally Accessible Carbon Brushes



6. Fine Depth Adjusting Knob




Useful for accurate depth adjusting.

7. Practical Lock Lever for Routing Depth Control



Can be operated while keeping your hands on handle-knobs.

8. 1/2" Collet Consisting of 3 Pieces



Allows quick and easy bit changes.