

**Explore™ Single Handle Bar Faucet
Model LK9411****FEATURES**

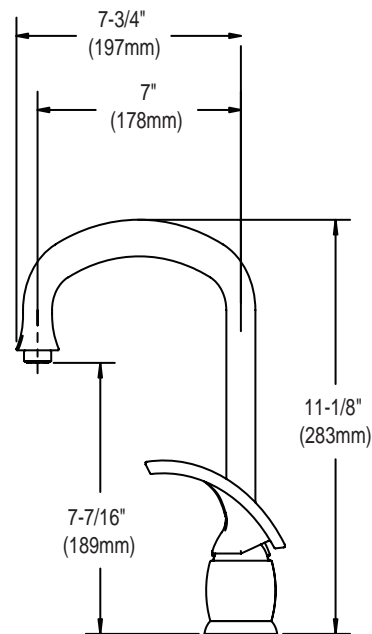
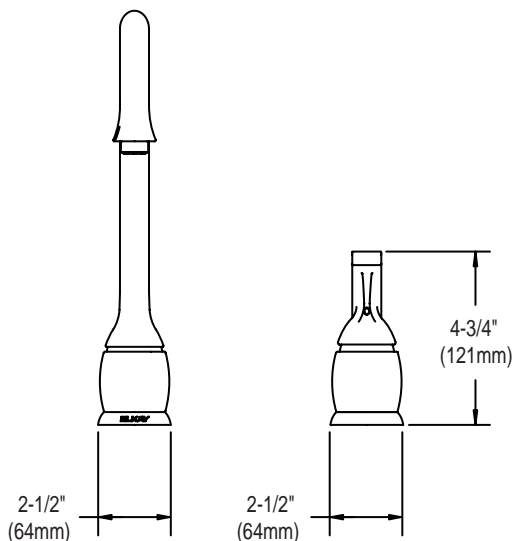
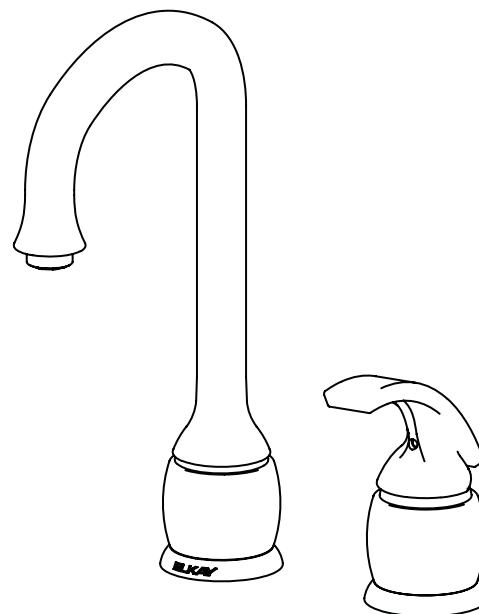
- Two hole top mount installation
 - Two 1-1/2" (38mm) faucet holes required
 - Maximum countertop thickness 2-1/2" (64mm)
- Single-lever faucet
- 360° swing spout
- Ceramic disc cartridge
- Solid brass construction
- Flexible braided stainless steel supply hoses with 3/8" (10mm) compression female adapters
- Available in the following finishes
 - Brushed nickel **LK9411NK**
 - Chrome **LK9411CR**
 - Oil rubbed bronze **LK9411RB**
 - Oil rubbed bronze with terra cotta color ring **LK9411RBC**
- Ship Wt. 9 lbs. (4.1Kg)
- Due to the weight of this faucet, Elkay recommends that it be installed to an 18" (457mm) gauge stainless steel sink (or heavier) or to a solid surface countertop
- Maximum flow rate
 - 2.5 GPM/9.5 L/min at 80 P.S.I.G.
 - 2.2 GPM/8.3 L/min at 60 P.S.I.G.

WARRANTY

- Limited Lifetime

COMPLIES WITH:

- ADA
- ANSI/NSF61 - Certified
- ASME 112.18.1/CSA B125.1 - Certified
- CA AB1953/VT S152



SEE OTHER SIDE FOR REPLACEMENT PARTS