




Residential Submittal Sheet

FG1 Series

Stamped Face 1" Filter Grille



Model: FG1
Description: Stamped Face 1" Filter Grille

Standard Features:

- 1/2" spacing dual angular louvers for strength and maximum free area
- Stamped steel face with steel roll formed frame
- Hinged removable face with hinges parallel to longest side
- Hand operated lever for easy filter access and cleaning
- 4-way reversible door on square sizes
- 2-way reversible door on rectangular sizes
- Concealed mounting holes
- Holds up to a 1" filter (not included)
- Filter retention tabs
- Soft white

Finishes:

Standard Colors


- Soft White
- Driftwood Tan

Designer Colors

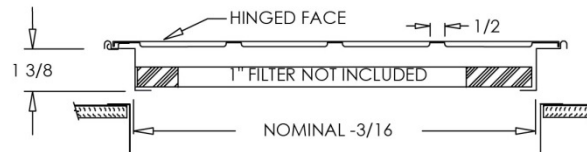
- Almond
- Black Velvet
- Bronze
- Camaro Silver
- Coffee Tan
- Navajo White
- Vanilla

Plated Metal

- Antique Brass
- Black Nickel
- Oil Rub Bronze
- Pewter
- Polished Brass
- Polished Chrome
- Satin Nickel

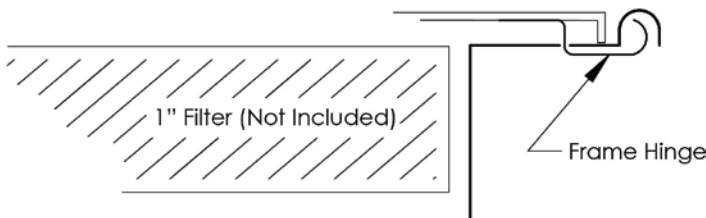


FG1



FG1

FG1 Frame Detail



Product Notes:

Filter grilles are manufactured 3/16" undersized nominal duct outside dimension for ease of installation. Air filter should be 1/4" to 1/2" undersized. Verify with air filter manufacturer for air specifications.

Shoemaker filter grilles allow for installation of larger thickness filters which can reduce pressure drop on the overall system, improving air flow through the heat exchanger and allowing more time between filter changes.

Additional Information:

Project / Location:
Engineer:
Architect:
Contractor:

Submittal Notes

--	--