


Installing your Air Filter

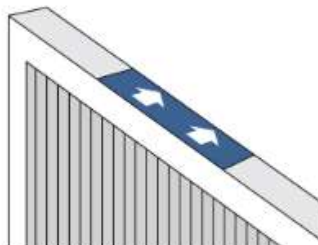
For maximum effectiveness, we recommend you change your 1" filter at least once every three months and your 4"+ filters at least once a year.

A few simple steps



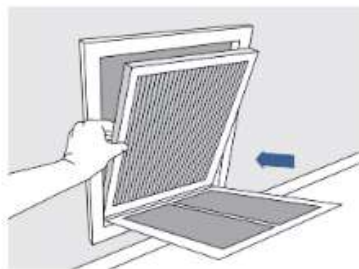
Remove packaging

Remove plastic packaging and paper insert from filter, leaving cardboard frame intact.

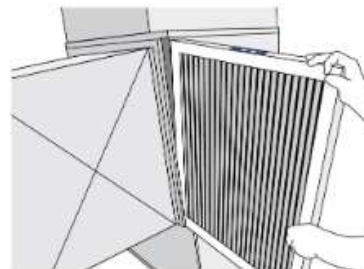


Point arrows towards blower motor

Find the airflow arrow and point it toward the AC/heat blower.



Wall unit: place filter in Unit



Central unit: slide filter into unit