


# COAL STOVES & CIRCULATORS

Wood Burning • Coal Burning

**Ashley**  
America's Hearth Since 1905

## 1869

HEATS UP TO 1,500 SQ. FT.



Up to 80,000 BTU's  
40 lb. Coal capacity  
8" Cook top  
Cool touch spring handle  
Draft controls on feed and ash doors  
Coal burning only

## SR57E


HEATS UP TO 1,000 SQ. FT.



Up to 60,000 BTU's  
0.75 Cu. Ft. firebox  
Four 8" Cook tops  
Features a cast iron shaker grate and large ash pan for easy ash removal  
Coal burning only

## AW40


HEATS UP TO 2,000 SQ. FT.



Up to 93,000 BTU's  
21" Log capacity  
Blower included  
Firebrick lined  
6" Flue pipe diameter  
Top opens to expose cooking surface  
Wood burning only

## BCAC

HEATS UP TO 2,000 SQ. FT.



Up to 110,000 BTU's  
60 lb. Coal capacity  
Shaker grates  
Optional blower - CB36  
6" Flue pipe diameter  
Top opens to expose cooking surface  
Coal burning only