

VX475, VX550 AND VX1000 POWER UNITS SELECTION CHART

	2-Year Warranty		4-Year Warranty		8-Year Warranty	
	VX475	VX475C	VX550	VX550C	VX1000	VX1000C
Motor Performance Power (Air Watts)	475	475	550	550	1040	1040
Current Rating (Amps)	15	15	15	15	15	15
Voltage	120	120	120	120	240	240
Recommended Circuit (Amps)	20	20	20	20	20	20
Bag required for debris recovery	•		•		•	
Cyclonic bagless debris recovery		•		•		•
On/Off Indicator	•	•	•	•	•	•
Easy access door for convenient & cleaner dirt removal	•	•	•	•	•	•
Easy access door for maintenance of cyclonic filter		•		•		•
Easy-to-use bag change mechanism allows for simple & fast bag changing	•		•		•	
Easy-to-use bag change mechanism closes bag reducing loose dust & dirt			•		•	
Filter Bag Capacity (Gallons)	6		8		8	
“Bag Full” indicator with progressive fill indication			•		•	
Debris Pail Capacity (Gallons)		4		7		7
“Pail Full” indicator with progressive fill indication				•		•
HEPA® media with anti-stick technology			•	•	•	•
Unique oval shape for efficient cyclonic filtration		•		•		•
Built-in sound suppression system	•	•	•	•	•	•
For homes up to:						
4,000 square feet	•	•				
8,000 square feet			•	•		
12,000 square feet					•	•

Dimensions: 475 Model 36 x 16.5 x 11.5, 550 and 1000 Models 39 x 17.5 x 11.5

Tubings



3808

NuTone’s semi-rigid white PVC tubing has exceptional tensile strength. Lightweight and easy to handle, it can be cut with an ordinary saw. Its self-extinguishing properties will not support combustion making it extremely safe for your home’s walls. Installs vertically or horizontally and is not affected by weather – won’t rust or deteriorate.

- Conforms to all UL requirements
- Manufactured in conformity with ASTM F2158
- 2" OD x 8'; eight pieces – 64 feet

Tubing Guide

Number of Inlets	3	4	5	6	7
PVC Tubing Required	48'	64'	80'	100'	120'

Fittings, tubing and installation kits to meet every installation need – all from one source... NuTone.

Bulk packs available! Please check NuTone price sheet or packaging information.

Fittings

INSTALLATION COMPONENTS




CI319 Face Plate Extension – for thick walls



CF328 Plaster Guard – for use with 329 Mounting Plate Existing Home Inlet Kit



CF361 Mounting Bracket with plaster guard




CF363 90° Flanged EII – special for 3" walls




CF366 Straight Flange




CF369 45° Street EII




376UL 100' Wire 18/2
376500UL 500' Wire 18/2



379 Solvent Cement



CF382S 90° Sweep EII for use with Model 329 only for narrow walls



CF384 3-Way EII



CF387 45° Wye



392 Optional Muffler – reduces noise of currently installed power units



397 Wall Inlet Frame



CI324 2" Hose Clamp




CF329 Inlet Mounting Plate



CF361F Mounting Bracket with flanged spigot to assemble to any 382 series elbow



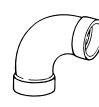
CF364 Flanged Tee



CF367 Flexible Tubing – 2" ID. x 36" vinyl over steel wire, interwoven with nylon cord, can be cut to any length



CF375 Utility Inlet – mounts on any flanged fitting; provides low-voltage contacts. Mounting box included.



CF377 90° Sweep EII-long




CF380 Pipe Support with wire clip



CF382XS Short 90° EII for installing VacPan™ where height is limited



CF385 45° EII



CF388 Stop Coupling



393 Metal Wall Cap – terminates exhaust discharge tube to outside



CI398 Blank Cover Plate w/screws
CI398IV (Ivory), CI398WH (White)



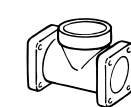
326N Existing Home Inlet Kit



CI330 Exhaust Vent




CF362 90° Flanged EII – standard



CF365 Double-Flanged Tee



CF368 90° Street EII



376 100' Wire 18/2
376500 500' Wire 18/2



378 Nail Plate



CF382 90° Sweep EII



CF383 90° Tee



CF386 30° EII



CF389 End Cap



394 Blank Cover Plate – white; used in place of wall inlet in speculative rough-in installations



399 Extension Sleeve for floor or thick wall installations



300MTL Metal Tubing – 2" OD x 8', can be cut to size



301MTL 90° EII – Metal



302MTL Slip Coupling

CI3303RK Rough In – for 3-inlet installation includes:

- 3 – Mounting Brackets

3 – Plaster Guards

6 – Screws for Plaster Guard

3 – 90° Elbows
- 1 – 90° Street EII

1 – 45° Street EII

6 – Nail Guards

6 – 90° Sweep Ells

2 – 45° Ells
- 3 – 90° Tee Wyes

6 – Stop Couplings

1 – Solvent Cement

1 – 1001 18/2 UL Wire

CI3301RK Rough In – for 1-inlet installation includes:

- 1 – Mounting Bracket

1 – Plaster Guard

2 – Screws for Plaster Guard
- 1 – 90° Elbow

1 – 90° Street EII

1 – 45° Street EII

2 – Nail Guards
- 2 – 90° Sweep Ells

1 – 45° EII

1 – 90° Tee Wye

2 – Stop Couplings

NuTone® PVC fittings are manufactured in accordance with ASTM F2158.