




**Chain Saw**  
 DUC252 / DUC252C /  
 DUC256 / DUC256C / DUC302 /  
 DUC303 / DUC353 / DUC400 /  
 DUC305 / DUC355 / DUC405 /  
 DUC306 / DUC356 / DUC406



**Lawn Mower**  
 DLM382 / DLM432 /  
 DLM460 / DLM462 /  
 DLM530 / DLM532 /  
 DLM533



**Power Cutter**  
 DCE090



**Pruning Shear**  
 DUP361 / DUP362



**Grass Trimmer**  
 DUR364L / DUR368A /  
 DUR368L / DUR369A /  
 DUR369L / DUR369N



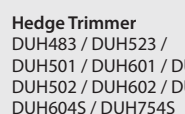
**Multi Function Power Head**  
 DUX60



**Hedge Trimmer**  
 DUH551 /  
 DUH651



**Recipro Saw**  
 DJR183 /  
 DJR185



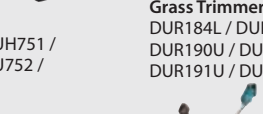
**Hedge Trimmer**  
 DUH483 / DUH523 /  
 DUH501 / DUH601 / DUH751 /  
 DUH502 / DUH602 / DU752 /  
 DUH604S / DUH754S



**Chain Saw**  
 DUC122 / DUC204 /  
 DUC254 / DUC254C



**Blower**  
 DUB183 /  
 DUB184



**Grass Trimmer**  
 DUR184L / DUR189 /  
 DUR190U / DUR190L /  
 DUR191U / DUR191L



**Pole Hedge Trimmer**  
 DUN500W / DUN501W /  
 DUN600L / DUN601L



**Grass Shear**  
 DUM604



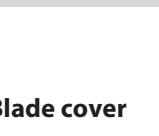
**String Trimmer**  
 DUR181



**Wheelbarrow**  
 DCU180



**Battery Powered Grass Trimmer**  
 UR101C / UR201C /  
 UR202C



**Portable Power Pack**  
 PDC01




1.5Ah 2.0Ah  
 3.0Ah 4.0Ah  
 5.0Ah 6.0Ah


**Accessories**

**Shear blade**

Sharp edge Blade



Standard Blade



Part No.	Model	Size	Blade type
191C14-9	DUN500W	500 mm	Sharp edge Blade
191C13-1	DUN600L	600 mm	Sharp edge Blade
191E73-5	DUN501W	500 mm	Standard Blade
191F60-0	DUN601L	600 mm	Standard Blade

**Grease vessel set**

**Part No. 197439-7**  
 Model: available for all countries except Russia



**Blade cover**



Part No.	Model
458413-3	DUN500W / DUN501W
458414-1	DUN600L / DUN601L

**Shoulder Harness**

DUN500W / DUN501W  
**Part No. 125516-5**



	DC18RC	DC18SD
<b>BL1815N</b> 1.5Ah	15 min	30 min
<b>BL1820B</b> 2.0Ah	24 min	45 min
<b>BL1830B</b> 3.0Ah	22 min	60 min
<b>BL1840B</b> 4.0Ah	36 min	90 min
<b>BL1850B</b> 5.0Ah	45 min	110 min
<b>BL1860B</b> 6.0Ah	55 min	130 min

	DUN500W / DUN501W 500 mm (19-3/4")	DUN600L / DUN601L 600 mm (23-5/8")
Brake	DUN500W / DUN501W	
Reversing	DUN600L / DUN601L	
Electronic 3-Speed	DUN500W / DUN501W	
Constant Speed	DUN600L / DUN601L	
<b>Blade Length</b>	500 mm (19-3/4")	600 mm (23-5/8")
<b>Max Cutting Capacity</b>	DUN500W: 23.5 mm (15/16") DUN501W: 21.5 mm (7/8")	DUN600L: 23.5 mm (15/16") DUN601L: 21.5 mm (7/8")
<b>Strokes Per Minute (SPM)</b>	High / Med / Low: 4,400 / 3,600 / 2,000	High / Med / Low: 4,400 / 3,600 / 2,000
<b>Sound Pressure Level</b>	DUN500W: 81.5 dB(A)	DUN600L: 82.5 dB(A)
<b>Sound Power Level</b>	DUN500W: 92.5 dB(A)	DUN600L: 93.5 dB(A)
<b>Vibration Level</b>	Front / Rear: DUN500W: 4.7 m/s <sup>2</sup> / 2.5 m/s <sup>2</sup> or less	Front / Rear: DUN600L: 3.8 / 2.7 m/s <sup>2</sup>
<b>Dimensions (L x W x H)</b>	2,115x97x137 mm (83-1/4"x3-13/16"x5-3/8")	2,050x230x178 mm (80-1/2"x9"x7")
<b>Net weight</b>	DUN500W: 3.9 - 4.3 kg (8.6 - 9.5 lbs.) DUN501W: 3.9 - 4.2 kg (8.6 - 9.3 lbs.)	3.7 - 4.1 kg (8.2 - 9.0 lbs.)

**Standard Equipment:** Blade Cover, Shoulder Harness (DUN500W / DUN501W), Hex Wrench (DUN600L / DUN601L), Battery, Charger

The weight may differ depending on the attachment(s), including the battery cartridge. The lightest and heaviest combination, according to EPTA-Procedure 01/2014, are shown in the table. Items of standard equipment and specifications may vary by country or area.

**Makita Corporation**

3-11-8 Sumiyoshi-cho, Anjo, Aichi, 446-8502 Japan