

ECOPOWER® Ultra High-Efficiency Toilet Flush Valve, 1.0GPF

FEATURES

- 1.0 GPF
- Self-powered hydroelectric flush valve system
- No minimum daily usage requirement
- Durable chrome plated body with tamper-proof screws and solid bronze valve body
- Self-cleaning piston valve with 360° filter screen
- Neutral rough-in and adjustable tail piece connection
- True mechanical flush override
- Smart sensor with self-adjusting detection range
- 6-second detection time to prevent ghost flushing
- For toilet with 1-1/2" top spud inlet using 24" vacuum breaker tube
- Exposed flush valve with 1" angle stop and 1-1/2" vacuum breaker set
- ADA compliant
- Contributes to earning credits in LEED®

MODELS

- ☐ TET6UA32#CP
 - TET6UAR#CP (1.0 gpf flush valve)
 - VBXX32#CP (1-1/2" vacuum breaker tube, 1" angle stop)
 - THP3291A#CP (24" Long 1-1/2" Chrome plated vacuum breaker tube)

COLORS/FINISHES

- #CP Polished Chrome

OPTIONAL ACCESSORIES

- Z-4000-J - Adapter for ground joint angle stops

CODES/STANDARDS

- Meets or exceeds 1037/ASME A112.1037/CSA B125.37
- Certifications: IAPMO(cUPC), EPA WaterSense, ASSE, State of Massachusetts, and others
- Code Compliance: UPC, IPC, NSPC, NPC Canada, and others
- Complies with CA Title 20 regulations and CalGreen
- ADA compliant
- Complies with CA Prop 65 warning requirements



CALGreen



ECOPOWER



Piston Valve

PRODUCT SPECIFICATION

TOTO® Model No. _____

Product shall be 1.0 GPF. Product shall be an automatic infrared sensor-activated, toilet flush valve designed to pair with 24" vacuum breakers. Product shall use hydropower, ECOPOWER flush valve system. Product shall have durable chrome plated body with tamper-proof screws and solid bronze valve body. Product shall have smart sensor with self-adjusting detection range. Product shall have neutral rough-in and adjustable tail piece connection. Product shall have smart sensor with self-adjusting detection range. Product shall have true mechanical flush override. Product shall have 6-second detection time to prevent ghost flushing. Product shall have piston with debris screen and solenoid with self-cleaning mechanism. Product shall be ADA compliant.

ECOPOWER® Ultra High-Efficiency Toilet Flush Valve, 1.0 GPF

SPECIFICATIONS

- | | |
|---------------------------|--|
| • Material | Bronze casting |
| • Power supply | ECOPOWER |
| • Sensor detection time | Factory setting at six (6) seconds minimum |
| • Sensor detection range | Self-adjusting to environment |
| • Discharge quantity | Preset to 1.0 gpf/3.8 lpf |
| • Operating temperature | 32°-104°F (0°-40°C) |
| • Water supply pressure | Min: 35 psi (flowing)
Max: 125 psi (static) |
| • Water supply connection | 1" NPT |
| • Warranty | Three year limited |

*Water pressures over 80 psi are not recommended for most plumbing fixtures. Check your local plumbing code for details.

INSTALLATION NOTES

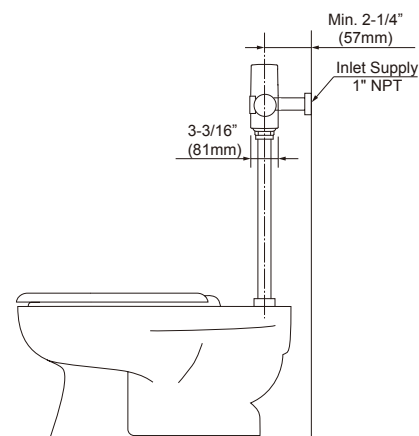
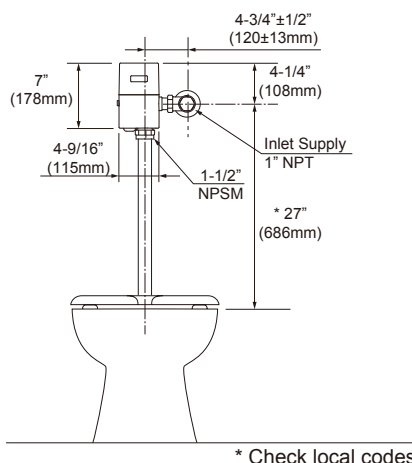
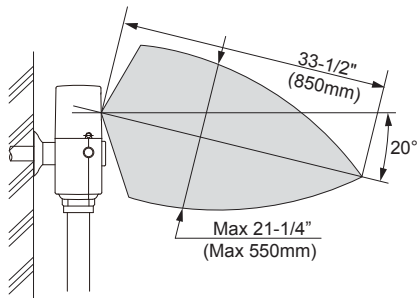
For commercial applications only.
Warning: Failure to properly adjust angle stop to the appropriate level can potentially cause property damage.

For detailed installation instructions, please refer to the installation manual.

Max flow rate to be used with
TET6UA_____: 1.0 gpf

Confirm with local codes and standards for floor drain requirement. Adjust control stop for proper flow rate to the fixture.

PRODUCT DIMENSIONS



* Check local codes

TOTO®

These dimensions and specifications are subject to change without notice