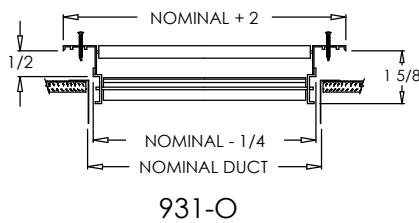
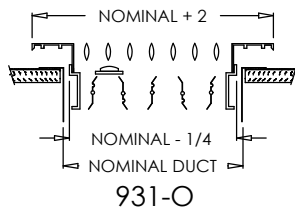


931 Series Single Deflection Diffuser

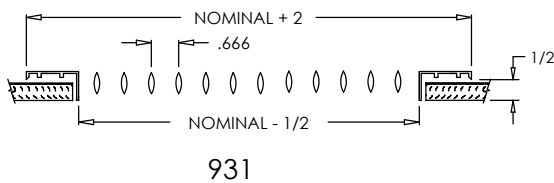
Standard:

- Steel bard style surface mount diffuser
- Nylon bushings for easy adjustment and quiet setting of blades
- Countersunk mounting holes for flush appearance with color matching Phillips posi-drive screws
- Soft White
- Single deflection diffuser with adjustable steel blades
- Blades are parallel to longest dimension
- Allows 2-way air deflection on one plane
- Available in even sizes up to 30 x 20"



Optional:

- Recessed screwdriver operated Opposed Blade Damper (931 O)
- Tamper proof screws
 - "E" One Way
 - "F" Torx Center Pin
 - "G" Hex Center Pin



PROJECT	SUBMITTAL REVIEW
LOCATION	
ENGINEER	
ARCHITECT	
CONTRACTOR	